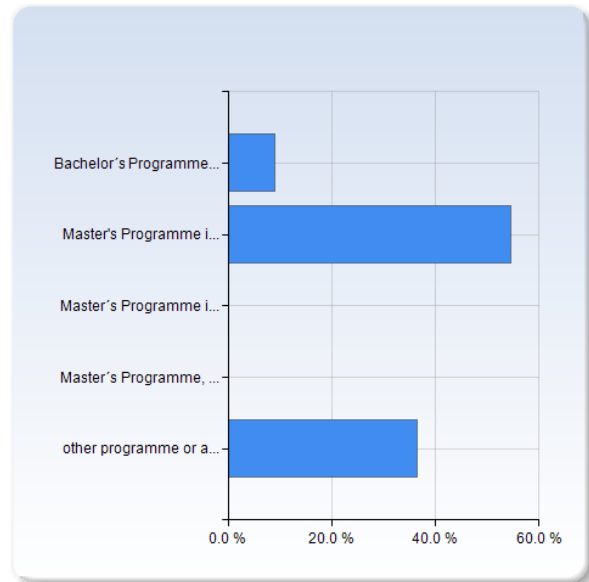


## MATP32 Harmonic Analysis Autumn 2020

Answer Count: 11

### I have studied this course as part of

I have studied this course as part of	Number of Responses
Bachelor's Programme in Mathematics	1 (9.1%)
Master's Programme in Mathematics	6 (54.5%)
Master's Programme in Mathematical Statistics	0 (0.0%)
Master's Programme, other specialization	0 (0.0%)
other programme or as stand alone course	4 (36.4%)
Total	11 (100.0%)

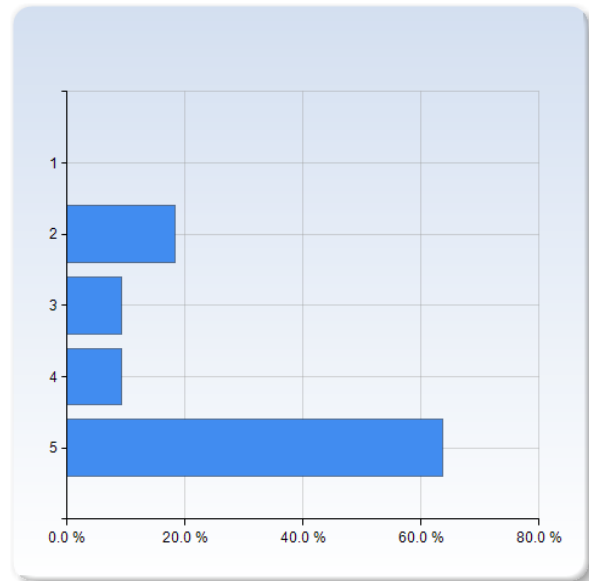


I have studied this course as part of	Mean	Standard Deviation
I have studied this course as part of	5.2	2.4

On the scale 1-5 select the option that best matches your opinion: 1= disagree completely → 3= partly agree → 5= agree completely

**2. My prior knowledge has been sufficient to assimilate the contents of this course.**

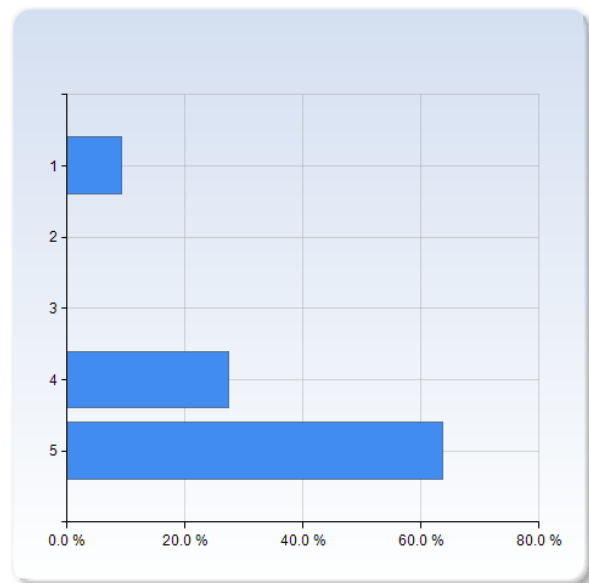
2. My prior knowledge has been sufficient to assimilate the contents of this course.	Number of Responses
1	0 (0.0%)
2	2 (18.2%)
3	1 (9.1%)
4	1 (9.1%)
5	7 (63.6%)
Total	11 (100.0%)



2. My prior knowledge has been sufficient to assimilate the contents of this course.	Mean	Standard Deviation
	4.2	1.3

**3. I have participated actively in the course.**

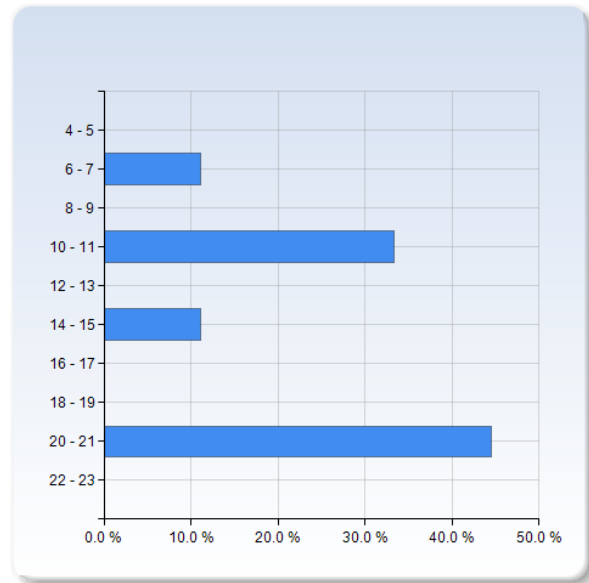
3. I have participated actively in the course.	Number of Responses
1	1 (9.1%)
2	0 (0.0%)
3	0 (0.0%)
4	3 (27.3%)
5	7 (63.6%)
Total	11 (100.0%)



3. I have participated actively in the course.	Mean	Standard Deviation
	4.4	1.2

**Average number of hours spent in total on the course per week (including scheduled activities):**

Average number of hours spent in total on the course per week (including scheduled activities):	Number of Responses
4 - 5	0 (0.0%)
6 - 7	1 (11.1%)
8 - 9	0 (0.0%)
10 - 11	3 (33.3%)
12 - 13	0 (0.0%)
14 - 15	1 (11.1%)
16 - 17	0 (0.0%)
18 - 19	0 (0.0%)
20 - 21	4 (44.4%)
22 - 23	0 (0.0%)
Total	9 (100.0%)



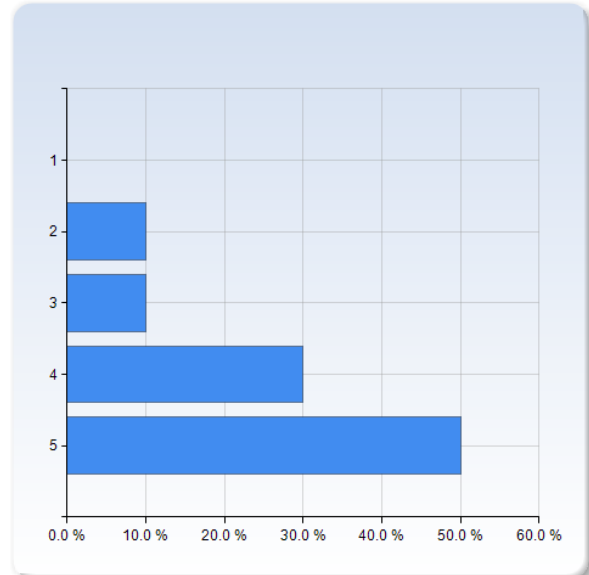
Average number of hours spent in total on the course per week (including scheduled activities):	Mean	Standard Deviation
	14.6	5.6

## The course in general

On the scale 1-5 select the option that best matches your opinion: 1= disagree completely → 3= partly agree → 5= agree completely

The way the course was taught and organised suited me.

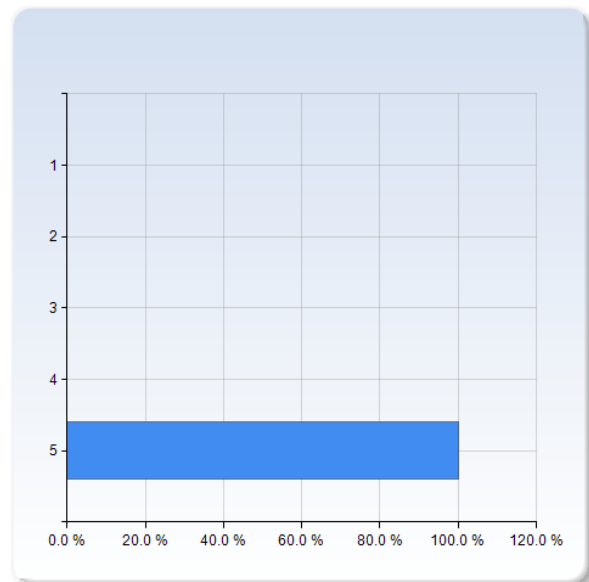
The way the course was taught and organised suited me.	Number of Responses
1	0 (0.0%)
2	1 (10.0%)
3	1 (10.0%)
4	3 (30.0%)
5	5 (50.0%)
Total	10 (100.0%)



	Mean	Standard Deviation
The way the course was taught and organised suited me.	4.2	1.0

The number of teacher lead activities (lectures, seminars etc.) has been satisfactory.

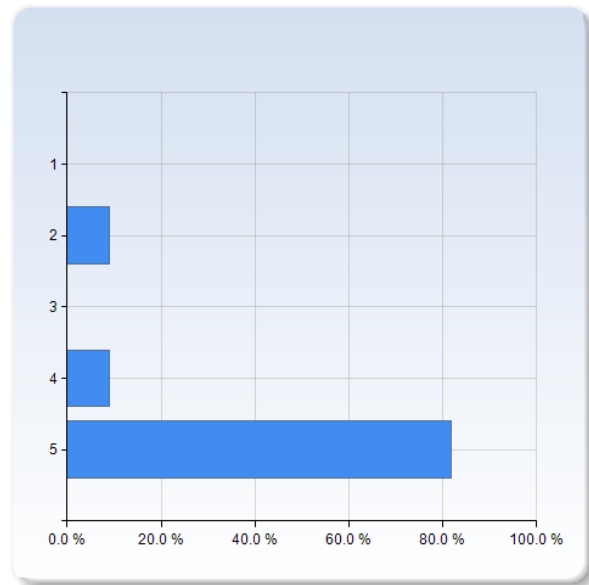
The number of teacher lead activities (lectures, seminars etc.) has been satisfactory.	Number of Responses
1	0 (0.0%)
2	0 (0.0%)
3	0 (0.0%)
4	0 (0.0%)
5	11 (100.0%)
Total	11 (100.0%)



	Mean	Standard Deviation
The number of teacher lead activities (lectures, seminars etc.) has been satisfactory.	5.0	0.0

### The lectures were valuable for my learning.

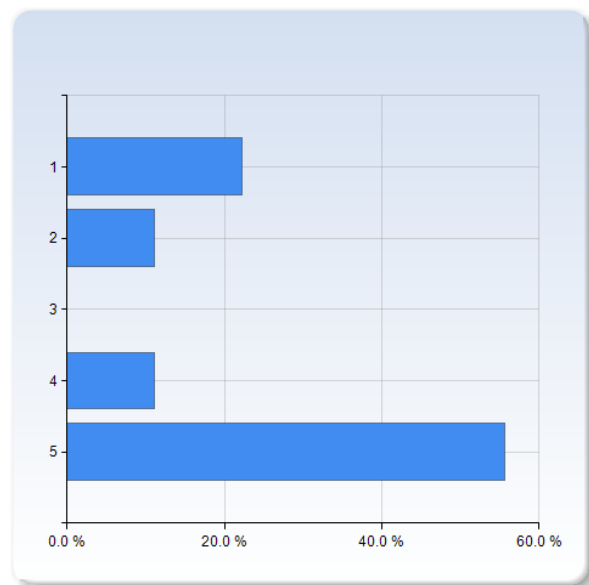
The lectures were valuable for my learning.	Number of Responses
1	0 (0.0%)
2	1 (9.1%)
3	0 (0.0%)
4	1 (9.1%)
5	9 (81.8%)
Total	11 (100.0%)



The lectures were valuable for my learning.	Mean	Standard Deviation
	4.6	0.9

### The seminars were valuable for my learning.

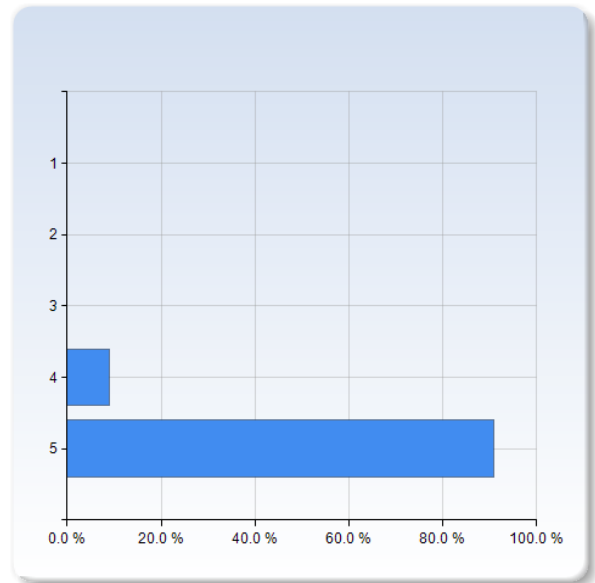
The seminars were valuable for my learning.	Number of Responses
1	2 (22.2%)
2	1 (11.1%)
3	0 (0.0%)
4	1 (11.1%)
5	5 (55.6%)
Total	9 (100.0%)



	Mean	Standard Deviation
The seminars were valuable for my learning.	3.7	1.8

**Studying on my own was valuable for my learning.**

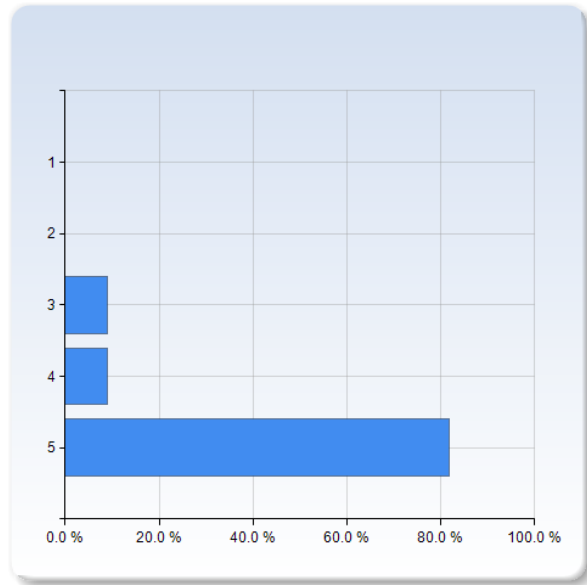
Studying on my own was valuable for my learning.	Number of Responses
1	0 (0.0%)
2	0 (0.0%)
3	0 (0.0%)
4	1 (9.1%)
5	10 (90.9%)
Total	11 (100.0%)



	Mean	Standard Deviation
Studying on my own was valuable for my learning.	4.9	0.3

**The course literature/material was a valuable learning resource.**

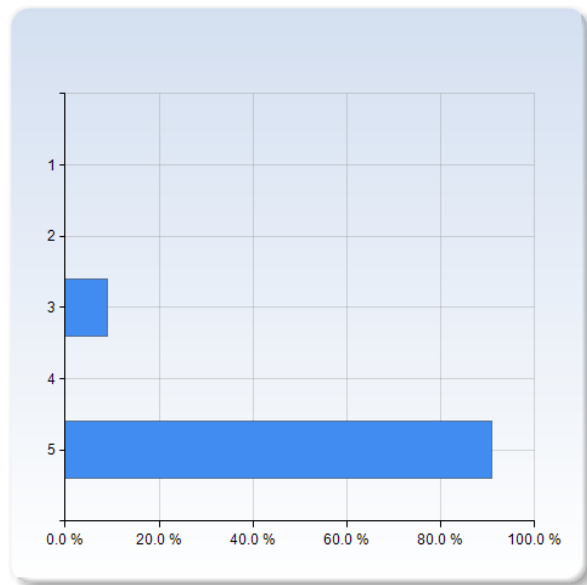
The course literature/material was a valuable learning resource.	Number of Responses
1	0 (0.0%)
2	0 (0.0%)
3	1 (9.1%)
4	1 (9.1%)
5	9 (81.8%)
Total	11 (100.0%)



	Mean	Standard Deviation
The course literature/material was a valuable learning resource.	4.7	0.6

**The information I received before the course start was satisfactory.**

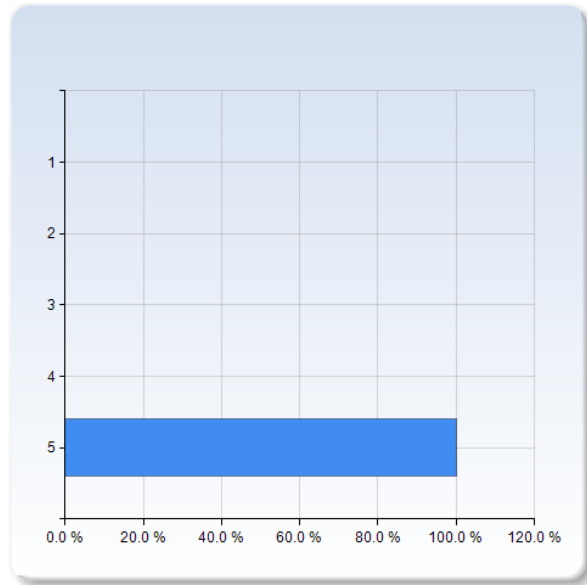
The information I received before the course start was satisfactory.	Number of Responses
1	0 (0.0%)
2	0 (0.0%)
3	1 (9.1%)
4	0 (0.0%)
5	10 (90.9%)
Total	11 (100.0%)



	Mean	Standard Deviation
The information I received before the course start was satisfactory.	4.8	0.6

**The communication with the teacher during the course was good.**

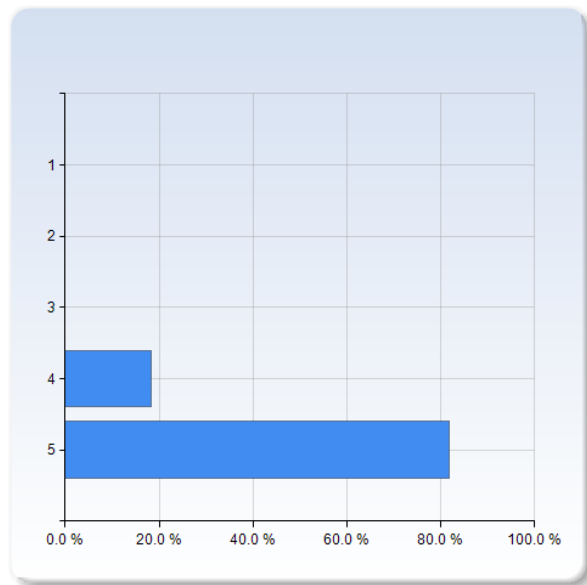
The communication with the teacher during the course was good.	Number of Responses
1	0 (0.0%)
2	0 (0.0%)
3	0 (0.0%)
4	0 (0.0%)
5	11 (100.0%)
Total	11 (100.0%)



	Mean	Standard Deviation
The communication with the teacher during the course was good.	5.0	0.0

**It was clear throughout the course what was expected of me.**

It was clear throughout the course what was expected of me.	Number of Responses
1	0 (0.0%)
2	0 (0.0%)
3	0 (0.0%)
4	2 (18.2%)
5	9 (81.8%)
Total	11 (100.0%)

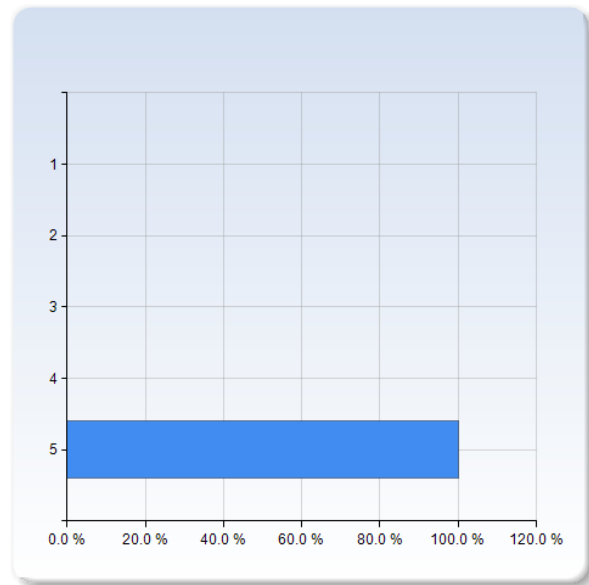


	Mean	Standard Deviation
It was clear throughout the course what was expected of me.	4.8	0.4



### I have received valuable feedback from my teacher during the course.

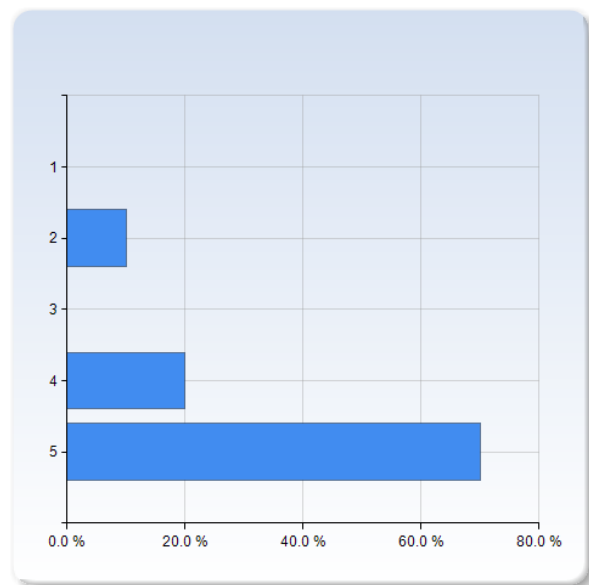
I have received valuable feedback from my teacher during the course.	Number of Responses
1	0 (0.0%)
2	0 (0.0%)
3	0 (0.0%)
4	0 (0.0%)
5	11 (100.0%)
Total	11 (100.0%)



I have received valuable feedback from my teacher during the course.	Mean	Standard Deviation
I have received valuable feedback from my teacher during the course.	5.0	0.0

### The course had a reasonable workload.

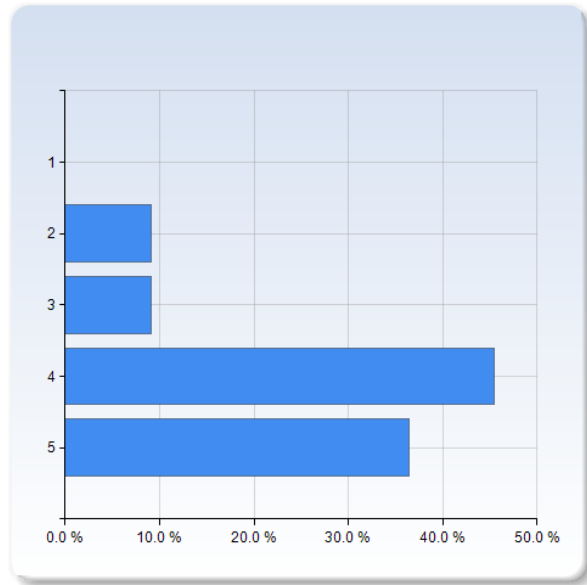
The course had a reasonable workload.	Number of Responses
1	0 (0.0%)
2	1 (10.0%)
3	0 (0.0%)
4	2 (20.0%)
5	7 (70.0%)
Total	10 (100.0%)



The course had a reasonable workload.	Mean	Standard Deviation
The course had a reasonable workload.	4.5	1.0

**The workload was evenly distributed throughout the course.**

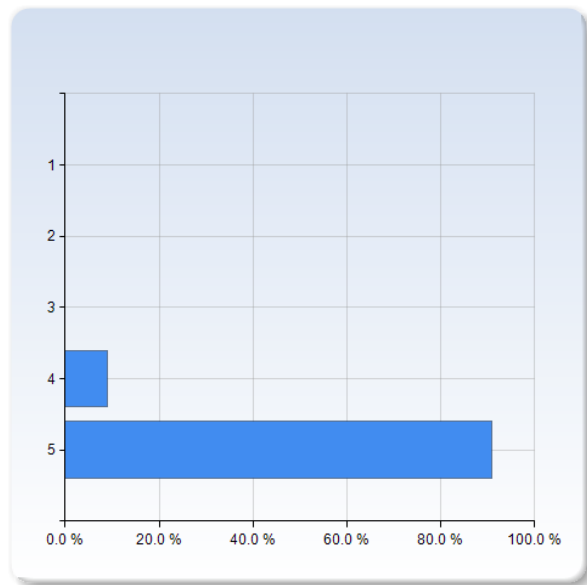
The workload was evenly distributed throughout the course.	Number of Responses
1	0 (0.0%)
2	1 (9.1%)
3	1 (9.1%)
4	5 (45.5%)
5	4 (36.4%)
Total	11 (100.0%)



	Mean	Standard Deviation
The workload was evenly distributed throughout the course.	4.1	0.9

**The examination matched the contents and level of the course.**

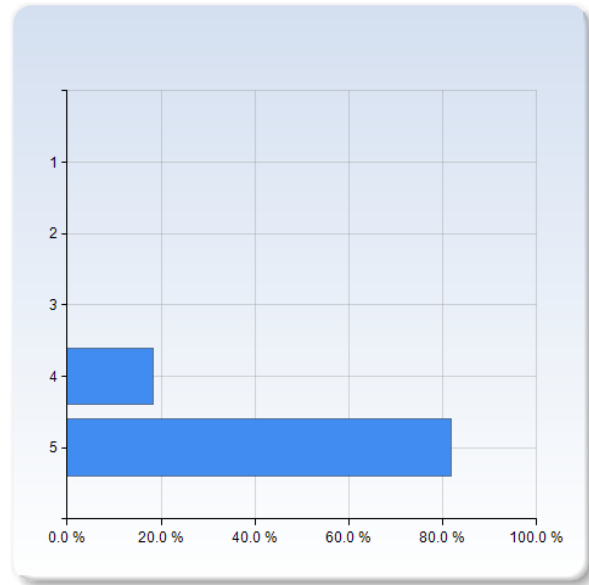
The examination matched the contents and level of the course.	Number of Responses
1	0 (0.0%)
2	0 (0.0%)
3	0 (0.0%)
4	1 (9.1%)
5	10 (90.9%)
Total	11 (100.0%)



	Mean	Standard Deviation
The examination matched the contents and level of the course.	4.9	0.3

**Overall, I am satisfied with the course.**

Overall, I am satisfied with the course.	Number of Responses
1	0 (0.0%)
2	0 (0.0%)
3	0 (0.0%)
4	2 (18.2%)
5	9 (81.8%)
Total	11 (100.0%)

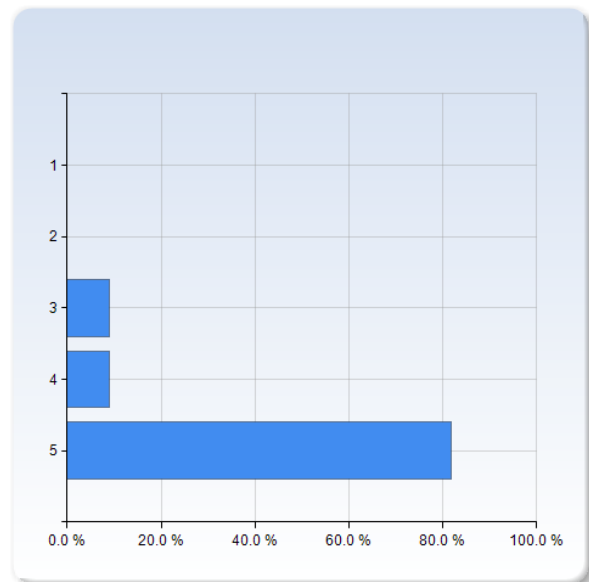


	Mean	Standard Deviation
Overall, I am satisfied with the course.	4.8	0.4

**On the development of generic skills**

**On a scale 1-5 select the option that best matches your opinion: 1= disagree completely → 3= partly agree → 5= agree completely**  
**The course has increased my ability to read a mathematical text.**

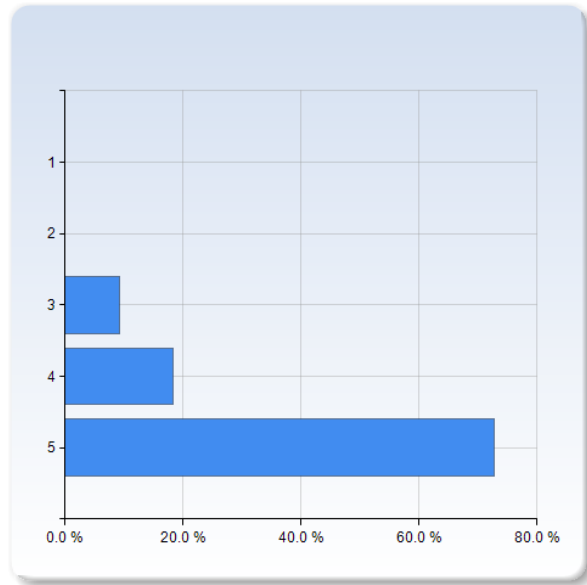
The course has increased my ability to read a mathematical text.	Number of Responses
1	0 (0.0%)
2	0 (0.0%)
3	1 (9.1%)
4	1 (9.1%)
5	9 (81.8%)
Total	11 (100.0%)



	Mean	Standard Deviation
The course has increased my ability to read a mathematical text.	4.7	0.6

**The course has increased my ability to communicate the subject in writing.**

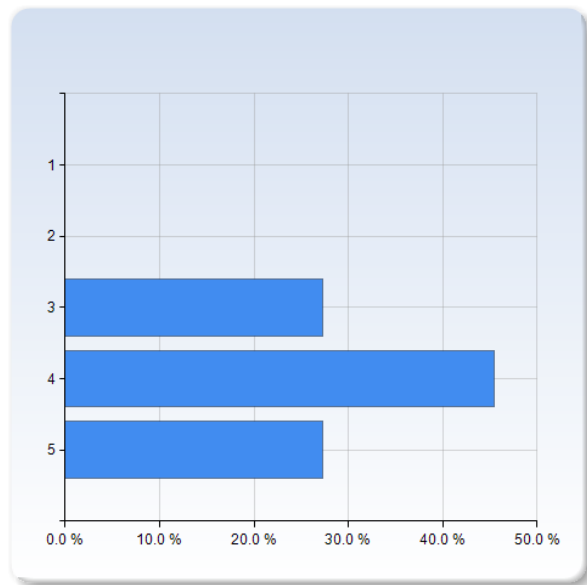
The course has increased my ability to communicate the subject in writing.	Number of Responses
1	0 (0.0%)
2	0 (0.0%)
3	1 (9.1%)
4	2 (18.2%)
5	8 (72.7%)
Total	11 (100.0%)



The course has increased my ability to communicate the subject in writing.	Mean	Standard Deviation
	4.6	0.7

**The course has increased my ability to communicate the subject orally.**

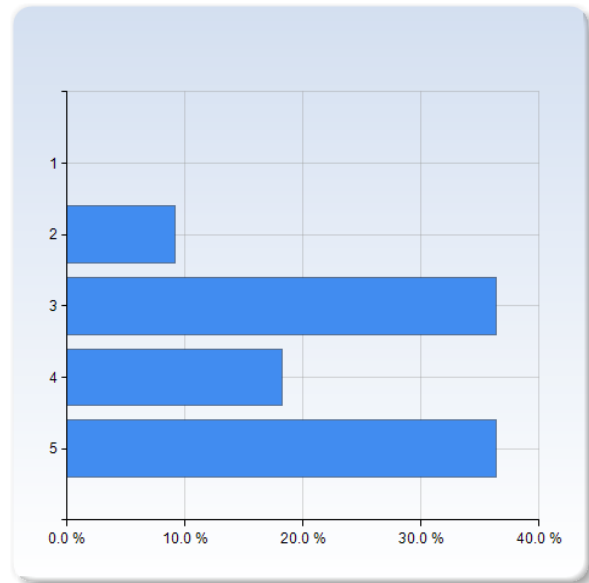
The course has increased my ability to communicate the subject orally.	Number of Responses
1	0 (0.0%)
2	0 (0.0%)
3	3 (27.3%)
4	5 (45.5%)
5	3 (27.3%)
Total	11 (100.0%)



	Mean	Standard Deviation
The course has increased my ability to communicate the subject orally.	4.0	0.8

### The course has increased my ability to cooperate.

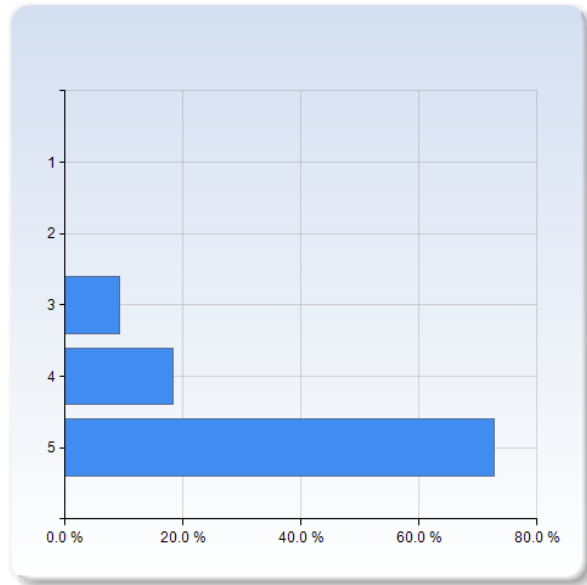
The course has increased my ability to cooperate.	Number of Responses
1	0 (0.0%)
2	1 (9.1%)
3	4 (36.4%)
4	2 (18.2%)
5	4 (36.4%)
Total	11 (100.0%)



	Mean	Standard Deviation
The course has increased my ability to cooperate.	3.8	1.1

**The course has increased my ability to search and process information.**

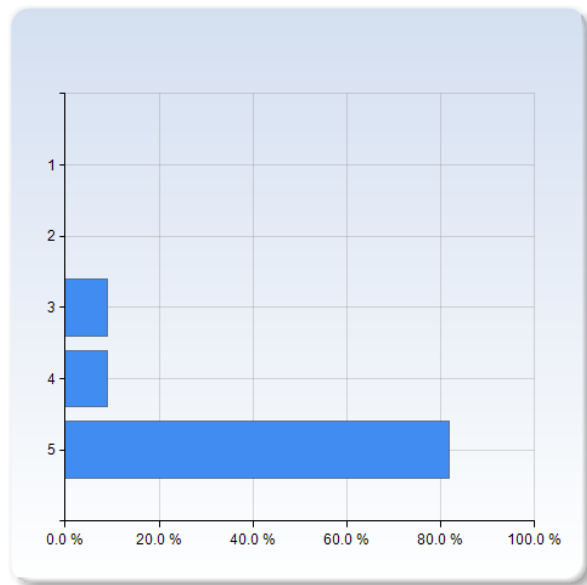
The course has increased my ability to search and process information.	Number of Responses
1	0 (0.0%)
2	0 (0.0%)
3	1 (9.1%)
4	2 (18.2%)
5	8 (72.7%)
Total	11 (100.0%)



The course has increased my ability to search and process information.	Mean	Standard Deviation
	4.6	0.7

**The course has increased my ability to analyze and solve problems.**

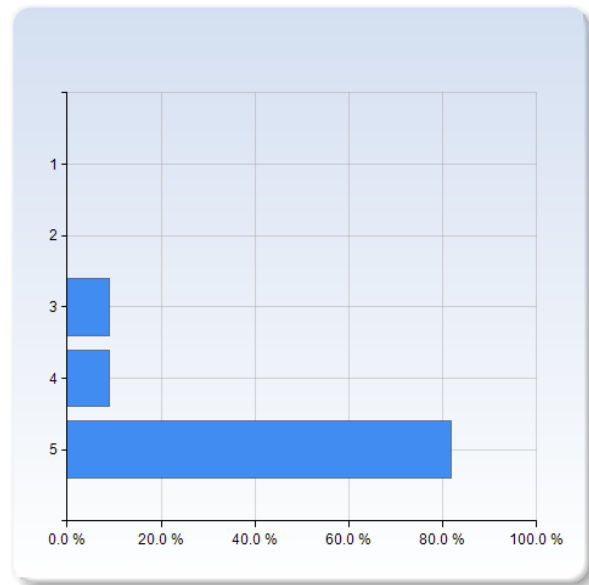
The course has increased my ability to analyze and solve problems.	Number of Responses
1	0 (0.0%)
2	0 (0.0%)
3	1 (9.1%)
4	1 (9.1%)
5	9 (81.8%)
Total	11 (100.0%)



The course has increased my ability to analyze and solve problems.	Mean	Standard Deviation
	4.7	0.6

**As a result of this course, I feel confident about tackling unfamiliar problems.**

As a result of this course, I feel confident about tackling unfamiliar problems.	Number of Responses
1	0 (0.0%)
2	0 (0.0%)
3	1 (9.1%)
4	1 (9.1%)
5	9 (81.8%)
Total	11 (100.0%)



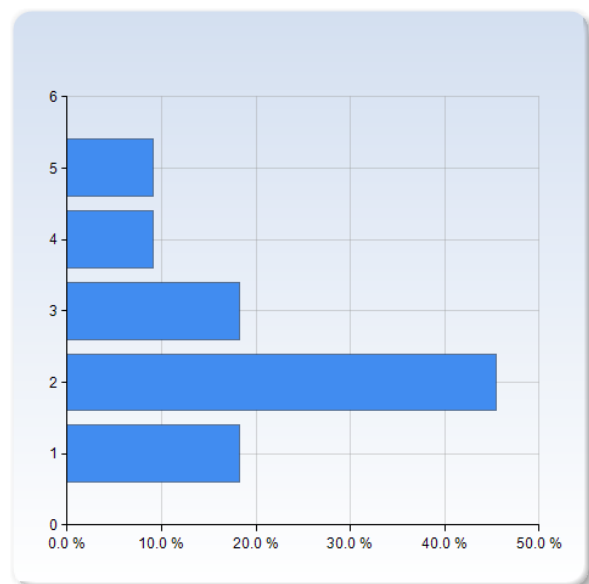
As a result of this course, I feel confident about tackling unfamiliar problems.	Mean	Standard Deviation
	4.7	0.6

**Online study environment**

To avoid the spread of Covid-19 certain teaching activities have been held online. On a scale 1-5 select the option that best matches your opinion: 1= disagree completely → 3= partly agree → 5= agree completely

**Following the lectures via Zoom worked fine for me.**

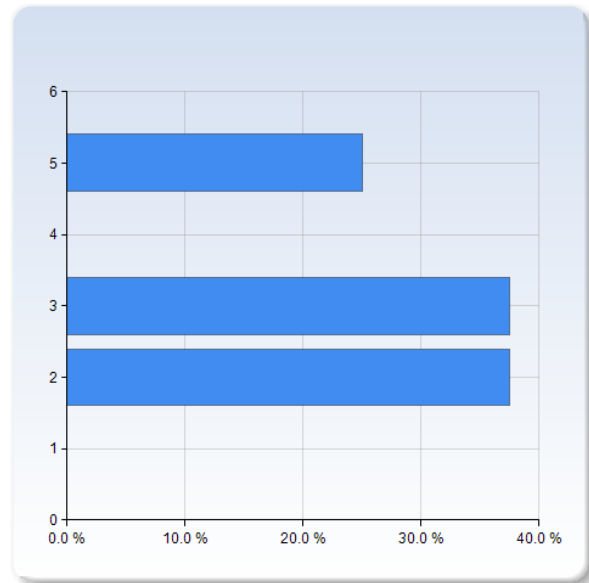
Following the lectures via Zoom worked fine for me.	Number of Responses
	1 (9.1%)
	1 (9.1%)
	2 (18.2%)
	5 (45.5%)
	2 (18.2%)
Total	11 (100.0%)



	Mean	Standard Deviation
Following the lectures via Zoom worked fine for me.	3.5	1.2

### Following the seminars via Zoom worked fine for me.

Following the seminars via Zoom worked fine for me.	Number of Responses
	2 (25.0%)
	0 (0.0%)
	3 (37.5%)
	3 (37.5%)
	0 (0.0%)
Total	8 (100.0%)

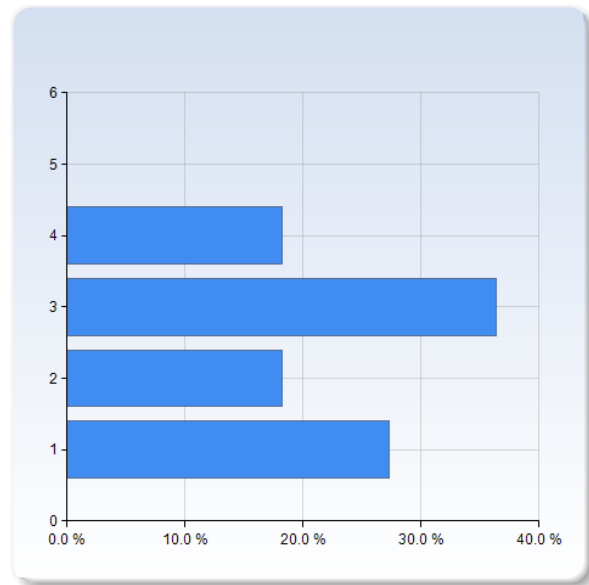


	Mean	Standard Deviation
Following the seminars via Zoom worked fine for me.	2.9	1.2



### Participating in the oral examination via Zoom worked fine for me.

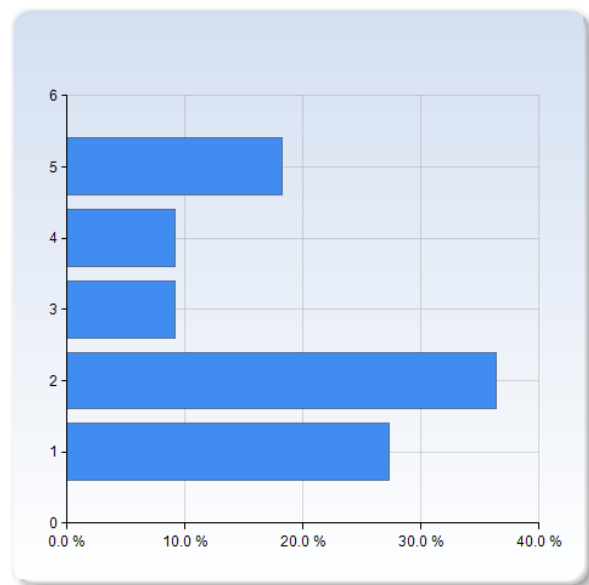
Participating in the oral examination via Zoom worked fine for me.	Number of Responses
	0 (0.0%)
	2 (18.2%)
	4 (36.4%)
	2 (18.2%)
	3 (27.3%)
<b>Total</b>	<b>11 (100.0%)</b>



	Mean	Standard Deviation
Participating in the oral examination via Zoom worked fine for me.	3.5	1.1

### Online teaching has had a negative impact on my studies.

Online teaching has had a negative impact on my studies.	Number of Responses
	2 (18.2%)
	1 (9.1%)
	1 (9.1%)
	4 (36.4%)
	3 (27.3%)
<b>Total</b>	<b>11 (100.0%)</b>



	Mean	Standard Deviation
Online teaching has had a negative impact on my studies.	3.5	1.5

**Please comment below if there are other aspects related to the impact of online teaching on your learning that you want to bring to our attention (for example regarding your ability to concentrate, your motivation, etc.)**

Please comment below if there are other aspects related to the impact of online teaching on your learning that you want to bring to our attention (for example regarding your ability to concentrate, your motivation, etc.)

It would be nice to have 3 whiteboards in the lectures so that one can look back on what came before.

For me it is nearly impossible to concentrate on online lectures, which I believe is related to the lack of real world stimuli. Doing the lectures in front of a blackboard could help by introducing sound when writing, but then there is a potential problem with the overall flow of the lectures being disrupted.

I missed a stronger interaction with other students, which online teaching cannot provide.

This course was well presented online and it was easy to follow.

**What did you appreciate most with the course?**

What did you appreciate most with the course?

I learn best when doing my own research, so I enjoyed working on the project.

- The teaching style. Well structured and well motivated.

- The dedication of the teacher solving doubts and correcting assignments.

It is clear that the instructor had a well thought out goal for the course and had spent time preparing.

The harder theorems.

**What do you think should be improved?**

What do you think should be improved?

The course might have been a little bit too ambitious in the contents. Sometimes I felt that we were running out of time. However, this also allowed me to see a wider variety of topics.

Perhaps a little bit more time for seminars.

It was cool seeing new things near the end of the course but I couldn't really appreciate the material because it was hard to follow.

**Have you during this course experienced course literature, staff or teaching methods to be discriminatory in any way (gender, ethnicity, etc.)?**

Have you during this course experienced course literature, staff or teaching methods to be discriminatory in any way (gender, ethnicity, etc.)? not at all

No.

No

No.

No