

Analysis of Master's degree project in Mathematics/Numerical Analysis MATM03/NUMM03 Fall semester 2020

Number of Master's theses: 5

Number of questionnaires returned: 1

Report on the course evaluation: See separate file.

Summary of the course evaluation.

With only one questionnaire returned no significant conclusions can be drawn.

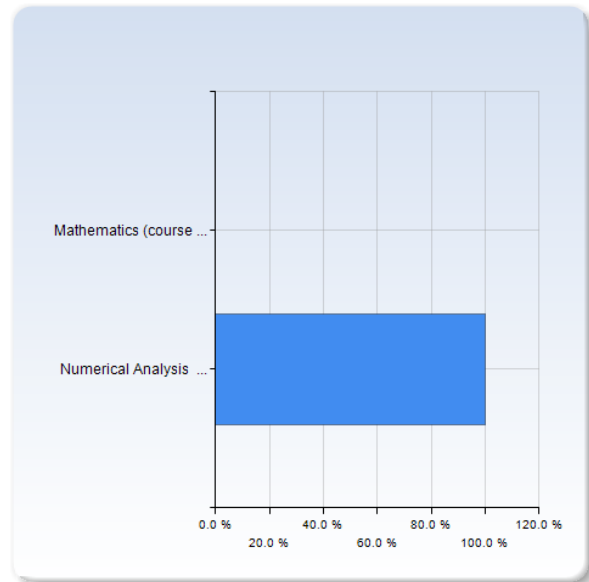
Responsible and date of this summary: Arne Meurman, March 3, 2021.

Master's Degree Project - Autumn 2020

Answer Count: 1

I have completed the Master's Degree Project within

I have completed the Master's Degree Project within	Number of Responses
Mathematics (course code MATM03)	0 (0.0%)
Numerical Analysis (course code NUMM03)	1 (100.0%)
Total	1 (100.0%)



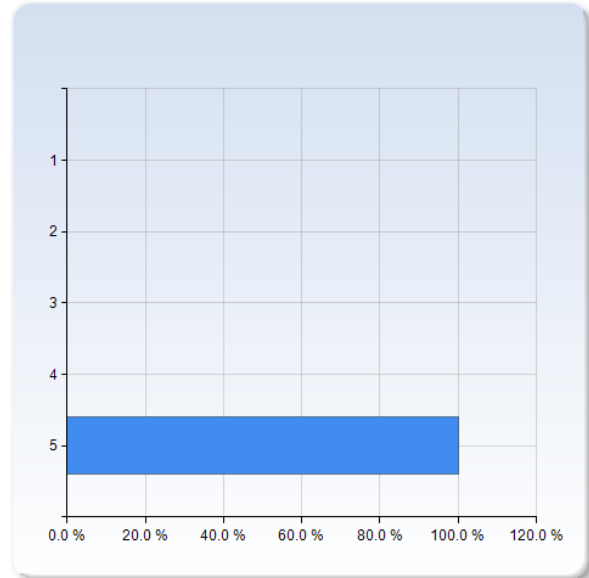
I have completed the Master's Degree Project within	Mean	Standard Deviation
I have completed the Master's Degree Project within	2.0	0.0

The Degree Project Course in General

On the scale 1-5 select the option that best matches your opinion: 1= disagree completely → 3= partly agree → 5= agree completely

The information I received before the course start was satisfactory.

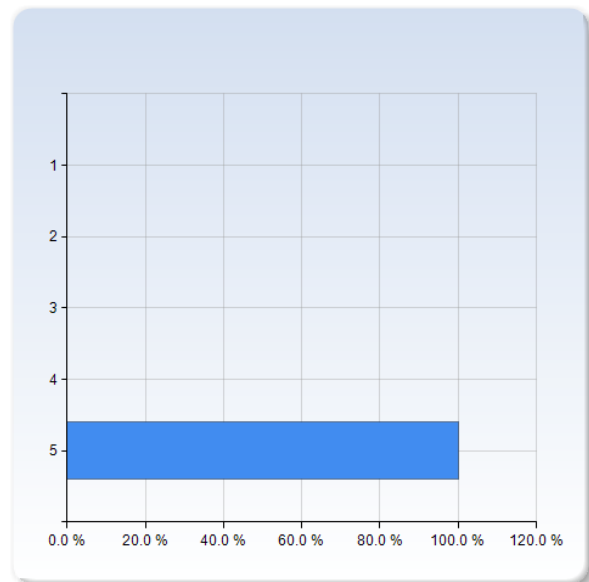
The information I received before the course start was satisfactory.	Number of Responses
1	0 (0.0%)
2	0 (0.0%)
3	0 (0.0%)
4	0 (0.0%)
5	1 (100.0%)
Total	1 (100.0%)



	Mean	Standard Deviation
The information I received before the course start was satisfactory.	5.0	0.0

The communication with the supervisor during the course was good.

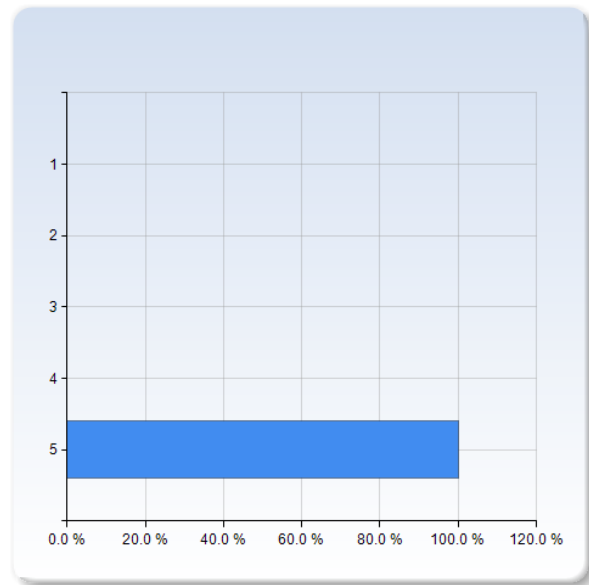
The communication with the supervisor during the course was good.	Number of Responses
1	0 (0.0%)
2	0 (0.0%)
3	0 (0.0%)
4	0 (0.0%)
5	1 (100.0%)
Total	1 (100.0%)



	Mean	Standard Deviation
The communication with the supervisor during the course was good.	5.0	0.0

The subject of the degree project suited my interests.

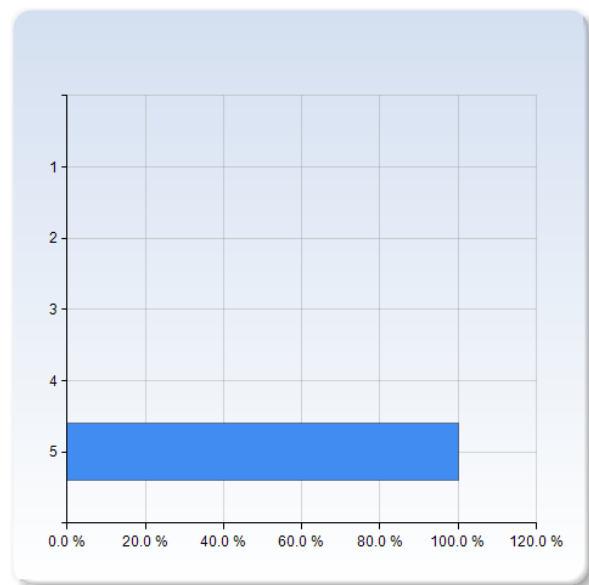
The subject of the degree project suited my interests.	Number of Responses
1	0 (0.0%)
2	0 (0.0%)
3	0 (0.0%)
4	0 (0.0%)
5	1 (100.0%)
Total	1 (100.0%)



	Mean	Standard Deviation
The subject of the degree project suited my interests.	5.0	0.0

The degree of difficulty of the project was reasonable.

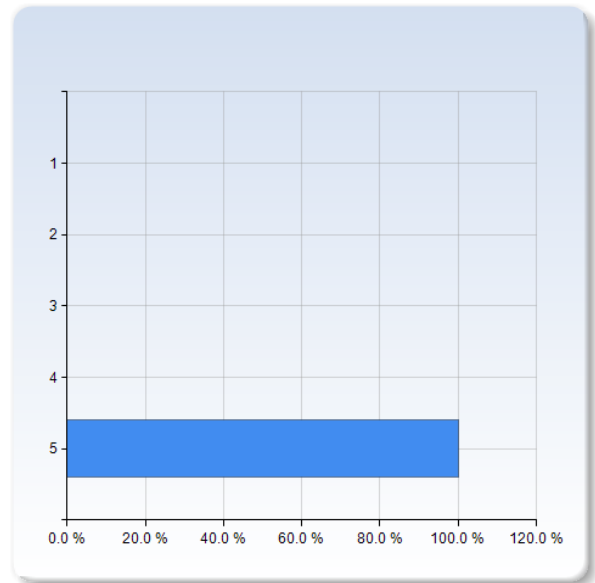
The degree of difficulty of the project was reasonable.	Number of Responses
1	0 (0.0%)
2	0 (0.0%)
3	0 (0.0%)
4	0 (0.0%)
5	1 (100.0%)
Total	1 (100.0%)



	Mean	Standard Deviation
The degree of difficulty of the project was reasonable.	5.0	0.0

The overall workload has been reasonable.

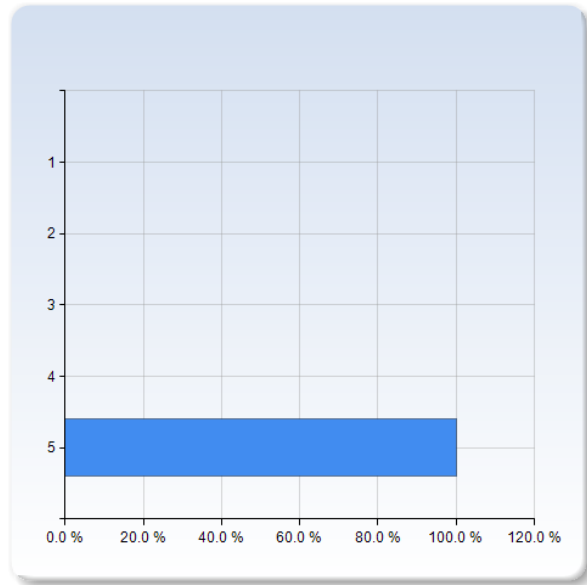
The overall workload has been reasonable.	Number of Responses
1	0 (0.0%)
2	0 (0.0%)
3	0 (0.0%)
4	0 (0.0%)
5	1 (100.0%)
Total	1 (100.0%)



	Mean	Standard Deviation
The overall workload has been reasonable.	5.0	0.0

The workload was evenly distributed throughout the course.

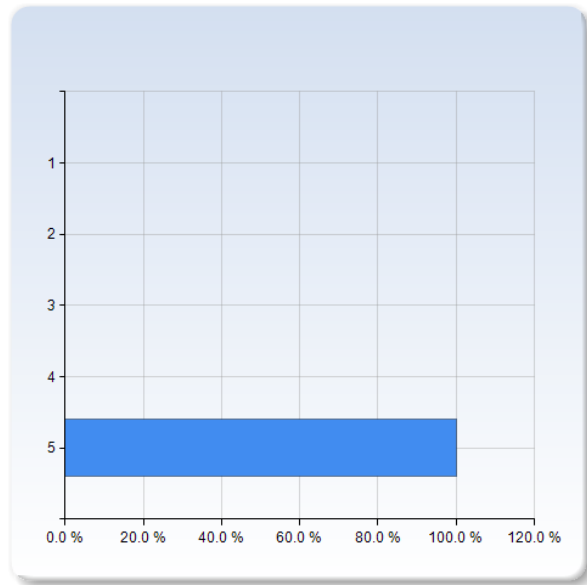
The workload was evenly distributed throughout the course.	Number of Responses
1	0 (0.0%)
2	0 (0.0%)
3	0 (0.0%)
4	0 (0.0%)
5	1 (100.0%)
Total	1 (100.0%)



	Mean	Standard Deviation
The workload was evenly distributed throughout the course.	5.0	0.0

The suggested literature/material was a valuable learning resource.

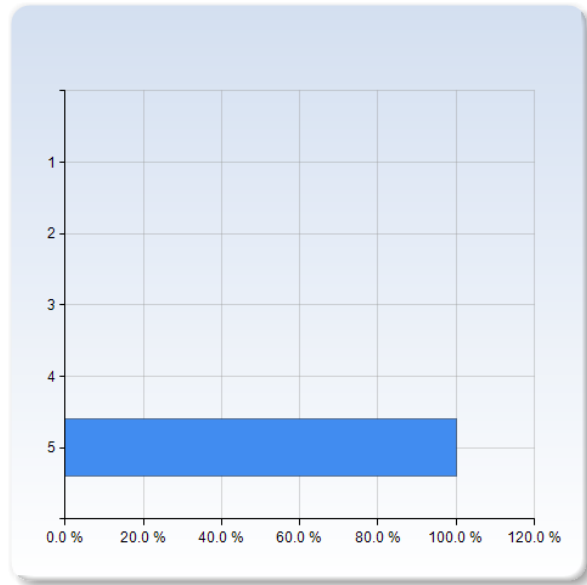
The suggested literature/material was a valuable learning resource.	Number of Responses
1	0 (0.0%)
2	0 (0.0%)
3	0 (0.0%)
4	0 (0.0%)
5	1 (100.0%)
Total	1 (100.0%)



	Mean	Standard Deviation
The suggested literature/material was a valuable learning resource.	5.0	0.0

The meetings with the supervisor have been valuable for my learning.

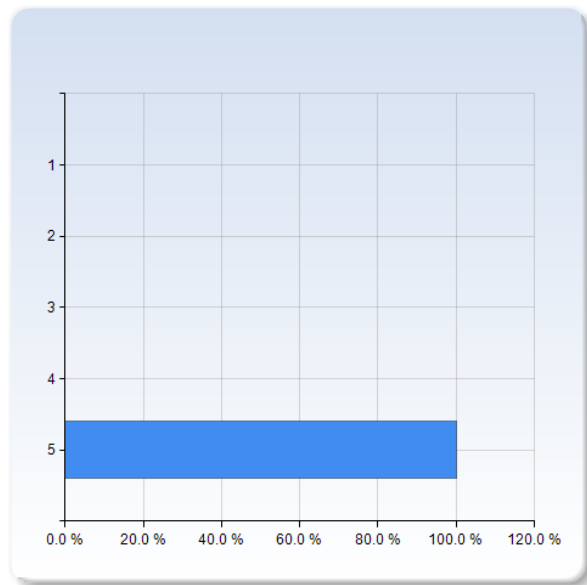
The meetings with the supervisor have been valuable for my learning.	Number of Responses
1	0 (0.0%)
2	0 (0.0%)
3	0 (0.0%)
4	0 (0.0%)
5	1 (100.0%)
Total	1 (100.0%)



The meetings with the supervisor have been valuable for my learning.	Mean	Standard Deviation
	5.0	0.0

Studying on my own was valuable for my learning.

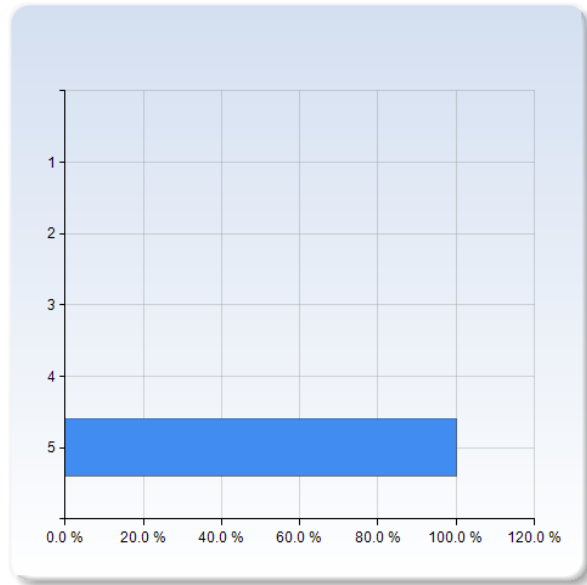
Studying on my own was valuable for my learning.	Number of Responses
1	0 (0.0%)
2	0 (0.0%)
3	0 (0.0%)
4	0 (0.0%)
5	1 (100.0%)
Total	1 (100.0%)



Studying on my own was valuable for my learning.	Mean	Standard Deviation
	5.0	0.0

It was clear throughout the course what was expected of me.

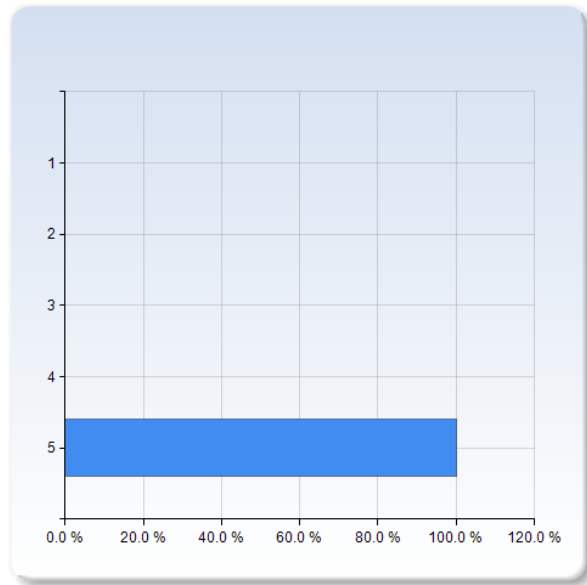
It was clear throughout the course what was expected of me.	Number of Responses
1	0 (0.0%)
2	0 (0.0%)
3	0 (0.0%)
4	0 (0.0%)
5	1 (100.0%)
Total	1 (100.0%)



	Mean	Standard Deviation
It was clear throughout the course what was expected of me.	5.0	0.0

I have received valuable feedback from my supervisor during the course.

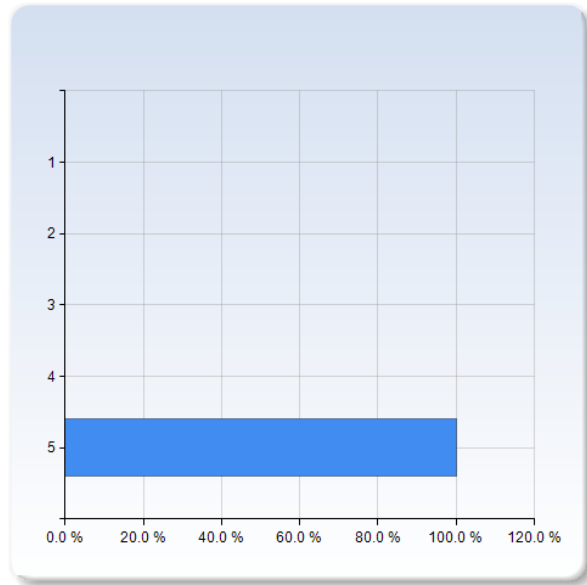
I have received valuable feedback from my supervisor during the course.	Number of Responses
1	0 (0.0%)
2	0 (0.0%)
3	0 (0.0%)
4	0 (0.0%)
5	1 (100.0%)
Total	1 (100.0%)



	Mean	Standard Deviation
I have received valuable feedback from my supervisor during the course.	5.0	0.0

The supervisor has inspired and motivated me to do my best.

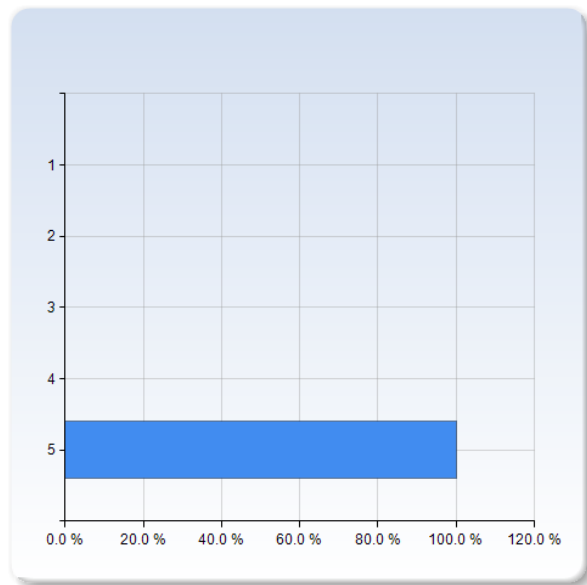
The supervisor has inspired and motivated me to do my best.	Number of Responses
1	0 (0.0%)
2	0 (0.0%)
3	0 (0.0%)
4	0 (0.0%)
5	1 (100.0%)
Total	1 (100.0%)



	Mean	Standard Deviation
The supervisor has inspired and motivated me to do my best.	5.0	0.0

The examination matched the contents and level of the course.

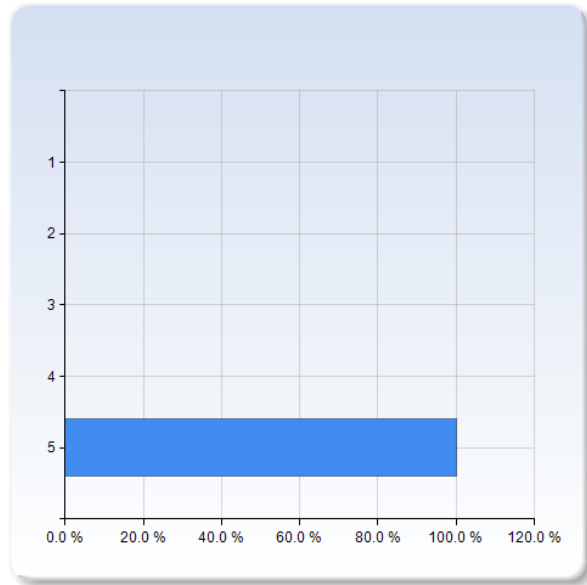
The examination matched the contents and level of the course.	Number of Responses
1	0 (0.0%)
2	0 (0.0%)
3	0 (0.0%)
4	0 (0.0%)
5	1 (100.0%)
Total	1 (100.0%)



	Mean	Standard Deviation
The examination matched the contents and level of the course.	5.0	0.0

The way the course was organized suited me.

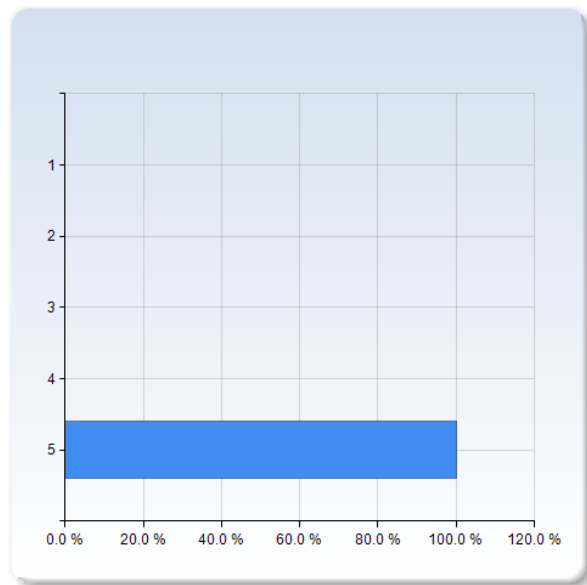
The way the course was organized suited me.	Number of Responses
1	0 (0.0%)
2	0 (0.0%)
3	0 (0.0%)
4	0 (0.0%)
5	1 (100.0%)
Total	1 (100.0%)



	Mean	Standard Deviation
The way the course was organized suited me.	5.0	0.0

The course met my expectations.

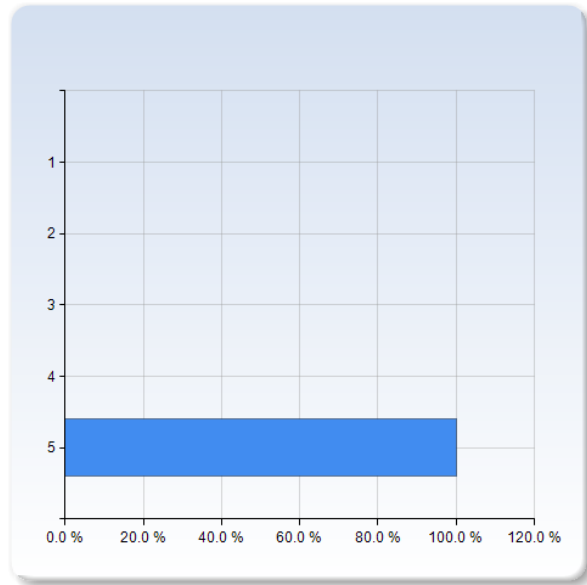
The course met my expectations.	Number of Responses
1	0 (0.0%)
2	0 (0.0%)
3	0 (0.0%)
4	0 (0.0%)
5	1 (100.0%)
Total	1 (100.0%)



	Mean	Standard Deviation
The course met my expectations.	5.0	0.0

Overall, I am satisfied with the course.

Overall, I am satisfied with the course.	Number of Responses
1	0 (0.0%)
2	0 (0.0%)
3	0 (0.0%)
4	0 (0.0%)
5	1 (100.0%)
Total	1 (100.0%)

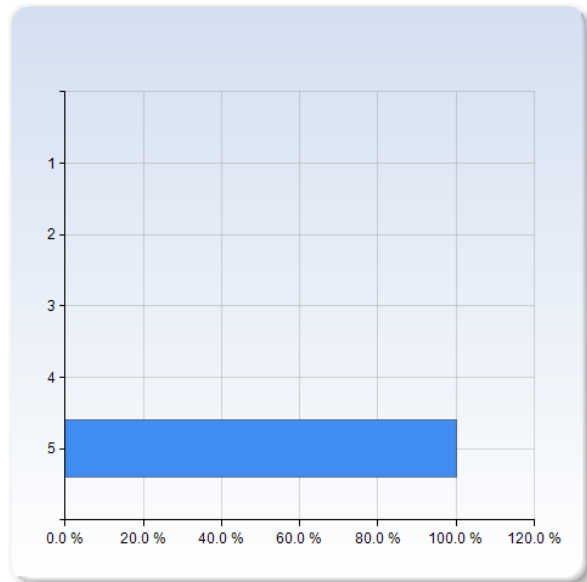


	Mean	Standard Deviation
Overall, I am satisfied with the course.	5.0	0.0

On the development of generic skills

On a scale 1-5 select the option that best matches your opinion: 1= disagree completely → 3= partly agree → 5= agree completely
The course has increased my ability to read a mathematical text.

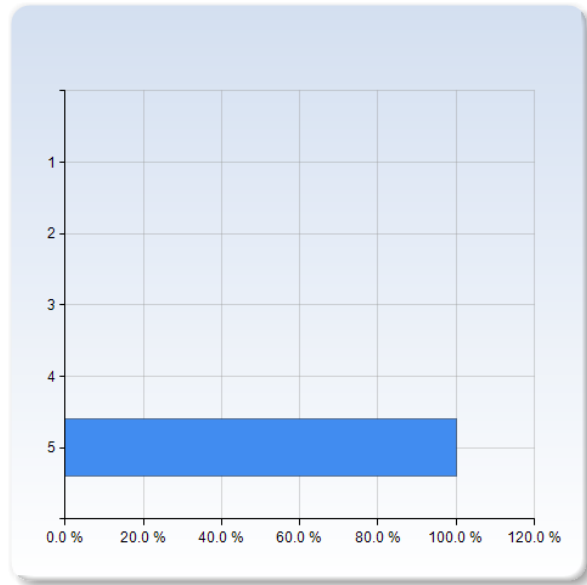
The course has increased my ability to read a mathematical text.	Number of Responses
1	0 (0.0%)
2	0 (0.0%)
3	0 (0.0%)
4	0 (0.0%)
5	1 (100.0%)
Total	1 (100.0%)



	Mean	Standard Deviation
The course has increased my ability to read a mathematical text.	5.0	0.0

The course has increased my ability to communicate the subject in writing.

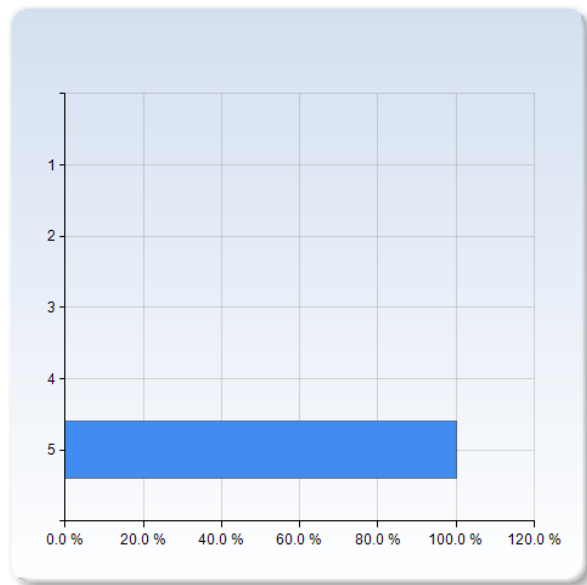
The course has increased my ability to communicate the subject in writing.	Number of Responses
1	0 (0.0%)
2	0 (0.0%)
3	0 (0.0%)
4	0 (0.0%)
5	1 (100.0%)
Total	1 (100.0%)



	Mean	Standard Deviation
The course has increased my ability to communicate the subject in writing.	5.0	0.0

The course has increased my ability to communicate the subject orally.

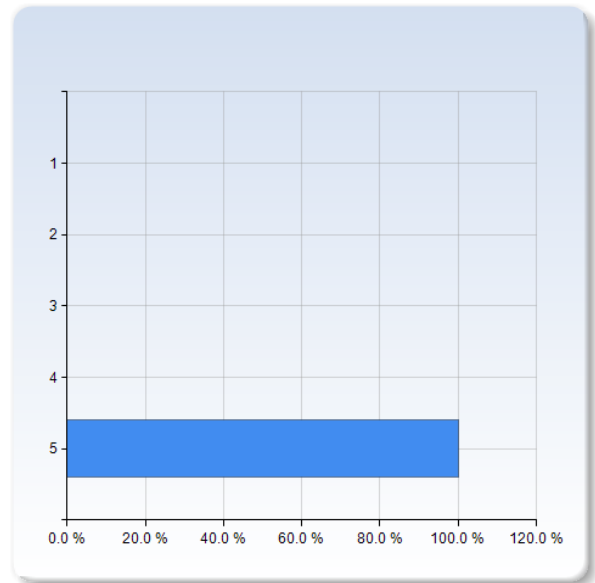
The course has increased my ability to communicate the subject orally.	Number of Responses
1	0 (0.0%)
2	0 (0.0%)
3	0 (0.0%)
4	0 (0.0%)
5	1 (100.0%)
Total	1 (100.0%)



	Mean	Standard Deviation
The course has increased my ability to communicate the subject orally.	5.0	0.0

The course has increased my ability to cooperate.

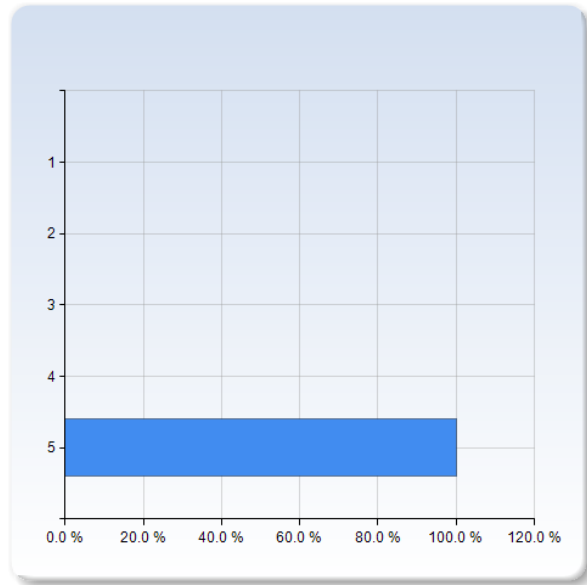
The course has increased my ability to cooperate.	Number of Responses
1	0 (0.0%)
2	0 (0.0%)
3	0 (0.0%)
4	0 (0.0%)
5	1 (100.0%)
Total	1 (100.0%)



	Mean	Standard Deviation
The course has increased my ability to cooperate.	5.0	0.0

The course has increased my ability to search and process information.

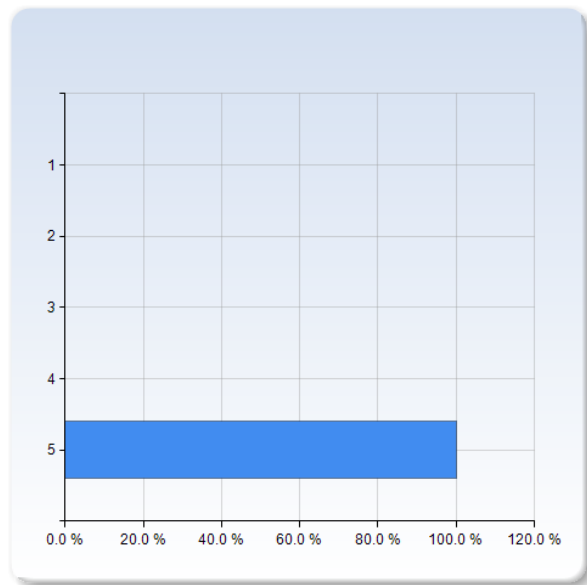
The course has increased my ability to search and process information.	Number of Responses
1	0 (0.0%)
2	0 (0.0%)
3	0 (0.0%)
4	0 (0.0%)
5	1 (100.0%)
Total	1 (100.0%)



	Mean	Standard Deviation
The course has increased my ability to search and process information.	5.0	0.0

The course has increased my ability to analyze and solve problems.

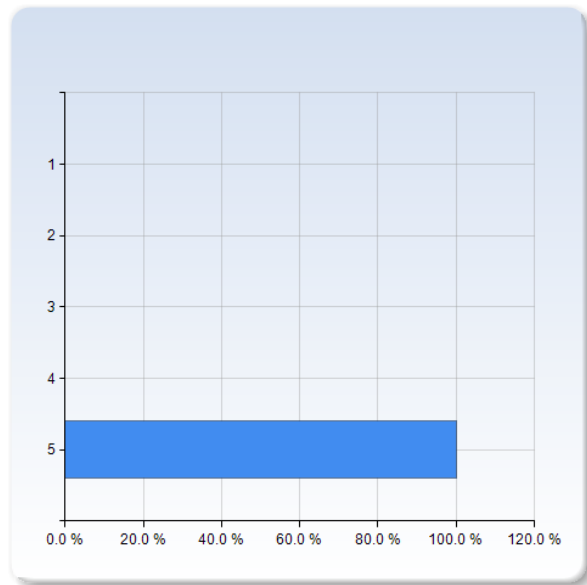
The course has increased my ability to analyze and solve problems.	Number of Responses
1	0 (0.0%)
2	0 (0.0%)
3	0 (0.0%)
4	0 (0.0%)
5	1 (100.0%)
Total	1 (100.0%)



	Mean	Standard Deviation
The course has increased my ability to analyze and solve problems.	5.0	0.0

As a result of this course, I feel confident about tackling unfamiliar problems.

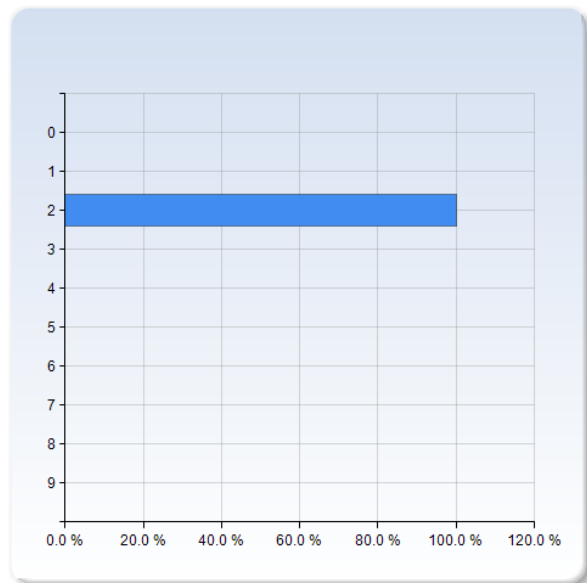
As a result of this course, I feel confident about tackling unfamiliar problems.	Number of Responses
1	0 (0.0%)
2	0 (0.0%)
3	0 (0.0%)
4	0 (0.0%)
5	1 (100.0%)
Total	1 (100.0%)



As a result of this course, I feel confident about tackling unfamiliar problems.	Mean	Standard Deviation
As a result of this course, I feel confident about tackling unfamiliar problems.	5.0	0.0

Average number of hours spent in total on the course per week (including scheduled activities):

Average number of hours spent in total on the course per week (including scheduled activities):	Number of Responses
0	0 (0.0%)
1	0 (0.0%)
2	1 (100.0%)
3	0 (0.0%)
4	0 (0.0%)
5	0 (0.0%)
6	0 (0.0%)
7	0 (0.0%)
8	0 (0.0%)
9	0 (0.0%)
Total	1 (100.0%)



Average number of hours spent in total on the course per week (including scheduled activities):	Mean	Standard Deviation
Average number of hours spent in total on the course per week (including scheduled activities):	2.0	0.0

What did you appreciate most with the degree project course?

What did you appreciate most with the degree project course?

Ebba and Claus made it a nice environment to talk about our process of the degree project and also bringing out points that I wouldn't have thought of on my own. Everyone was at a different place in their project so I never felt that I was falling behind or ahead of anyone else. This course felt like a comfortable place to ask for help and get the advice of Ebba, Claus, and other classmates.

What do you think should be improved?

Have you during this course experienced course literature, staff or teaching methods to be discriminatory in any way (gender, ethnicity, etc.)?

Have you during this course experienced course literature, staff or teaching methods to be discriminatory in any way (gender, ethnicity, etc.)?

No

Regarding the Master's Programme.

Have you experienced any unnecessary overlap between courses during your Master's education? If so, describe in what way and between which courses?

Regarding the Master's Programme.

Have you experienced any unnecessary overlap between courses during your Master's education? If so, describe in what way and between which courses?

No

Have you acquired sufficient knowledge in your subject during your education?

Have you acquired sufficient knowledge in your subject during your education?

Yes

Have you acquired sufficient generic skills (i.e. ability to write scientifically, to write popular scientifically, to oral presentations, to work with computers etc.) during your education?

Have you acquired sufficient generic skills (i.e. ability to write scientifically, to write popular scientifically, to oral presentations, to work with computers etc.) during your education?

Yes

These are the advantages of the education:

These are the advantages of the education:

My classmates and professors are a great resource. There is a variety of people in the department so I learn a lot in courses but if I feel I am lacking something, I know there is someone I can go to for more information or help.

The following aspects of the education need improvement:

What is your general opinion about the education?

What is your general opinion about the education?

Good!