



**LUND UNIVERSITY**  
Faculty of Science

Centre for Mathematical Sciences  
Division of Mathematics and Numerical Analysis

## Course Analysis for MATB24 Linear Analysis, Fall 2022

### Course Information

**Lecturer:** Yacin Ameur

**Teaching assistants:** Raul Hindov

**Number of students:**

30 newly registered and 7 re-registered.

5 students answered the course evaluation, 3 of them are enrolled on the Bachelor's Programme in Mathematics and 1 on the Bachelor's Programme in Physics.

### Examination

**Project:** 13 students passed.

**Oral examination:** 17 students passed.

**Written examination:** 13 students passed.

- Ordinary examination 27/10 2022: 22 students participated and 11 of them passed.

- Resit examination 18/11 2022: 18 students participated and 6 of them passed.

**Final grades:**

In all, 17 students, including 3 re-registered students, have got their final grade.

5 passed with distinction.

12 passed.

### Course Evaluation

**Summary of student's answers:**

See summary below.

**Teachers' comments:**

The course was carried out in a normal way with lectures and seminars. The obligatory project consists in presenting some theorems, definitions and proofs which the student can partly choose himself.

**Changes from the previous course realisation:**

No changes.

**Suggestions for the next course realisation:**

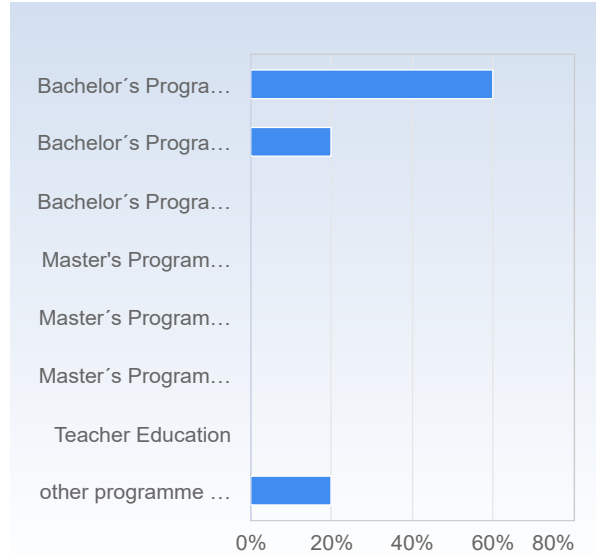
No.

# Linear Analysis MATB24 Autumn 2022

Answer Count: 5

## I have studied this course as part of

I have studied this course as part of	Number of responses
Bachelor's Programme in Mathematics	3 (60,0%)
Bachelor's Programme in Physics, Theoretical Physics, Astronomy	1 (20,0%)
Bachelor's Programme, other specialization	0 (0,0%)
Master's Programme in Mathematics	0 (0,0%)
Master's Programme in Mathematical Statistics	0 (0,0%)
Master's Programme, other specialization	0 (0,0%)
Teacher Education	0 (0,0%)
other programme or as stand alone course	1 (20,0%)
<b>Total</b>	<b>5 (100,0%)</b>

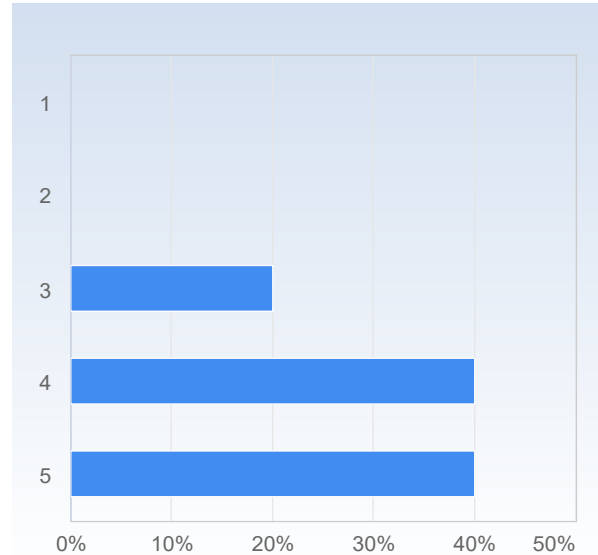


	Mean	Standard Deviation
I have studied this course as part of	2,6	3,0

**On the scale 1-5 select the option that best matches your opinion: 1= disagree completely → 3= partly agree → 5= agree completely**

**2. My prior knowledge has been sufficient to assimilate the contents of this course.**

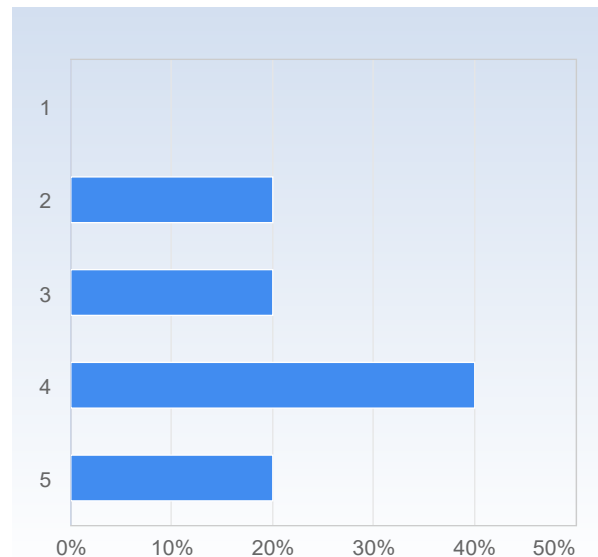
2. My prior knowledge has been sufficient to assimilate the contents of this course.	Number of responses
1	0 (0,0%)
2	0 (0,0%)
3	1 (20,0%)
4	2 (40,0%)
5	2 (40,0%)
Total	5 (100,0%)



2. My prior knowledge has been sufficient to assimilate the contents of this course.	Mean	Standard Deviation
	4,2	0,8

**3. I have participated actively in the course.**

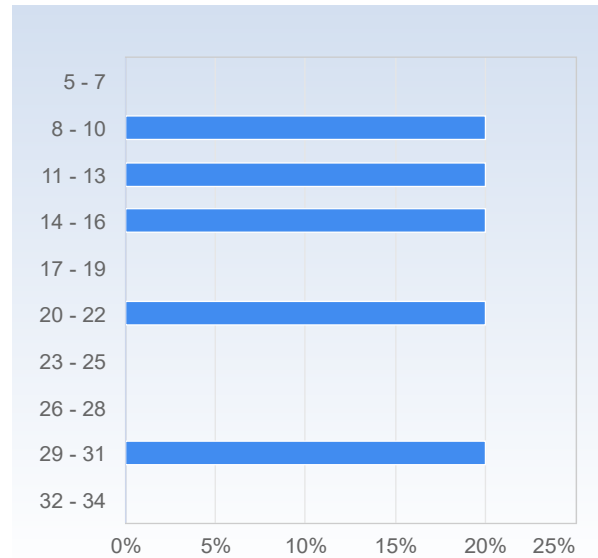
3. I have participated actively in the course.	Number of responses
1	0 (0,0%)
2	1 (20,0%)
3	1 (20,0%)
4	2 (40,0%)
5	1 (20,0%)
Total	5 (100,0%)



3. I have participated actively in the course.	Mean	Standard Deviation
	3,6	1,1

## Average number of hours spent in total on the course per week (including scheduled activities):

Average number of hours spent in total on the course per week (including scheduled activities):	Number of responses
5 - 7	0 (0,0%)
8 - 10	1 (20,0%)
11 - 13	1 (20,0%)
14 - 16	1 (20,0%)
17 - 19	0 (0,0%)
20 - 22	1 (20,0%)
23 - 25	0 (0,0%)
26 - 28	0 (0,0%)
29 - 31	1 (20,0%)
32 - 34	0 (0,0%)
Total	5 (100,0%)



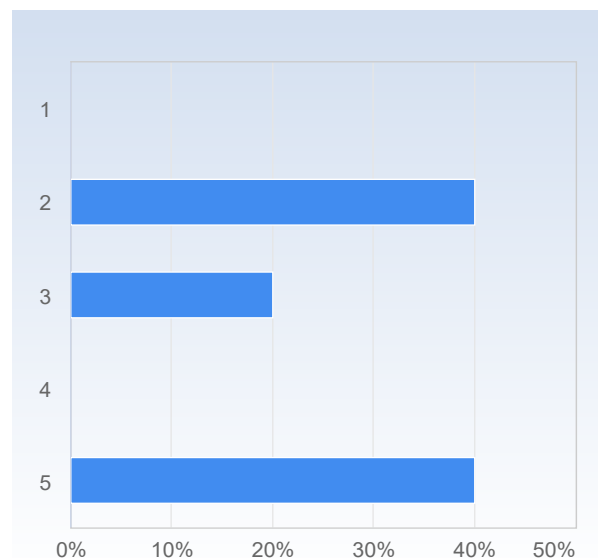
	Mean	Standard Deviation
Average number of hours spent in total on the course per week (including scheduled activities):	17,0	8,5

## The course in general

On the scale 1-5 select the option that best matches your opinion: 1= disagree completely → 3= partly agree → 5= agree completely

The way the course was taught and organised suited me.

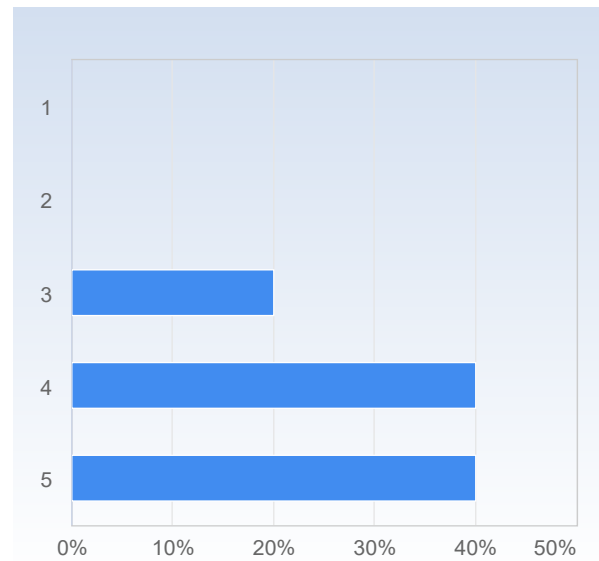
The way the course was taught and organised suited me.	Number of responses
1	0 (0,0%)
2	2 (40,0%)
3	1 (20,0%)
4	0 (0,0%)
5	2 (40,0%)
Total	5 (100,0%)



	Mean	Standard Deviation
The way the course was taught and organised suited me.	3,4	1,5

## The number of teacher lead activities (lectures, seminars etc.) has been satisfactory.

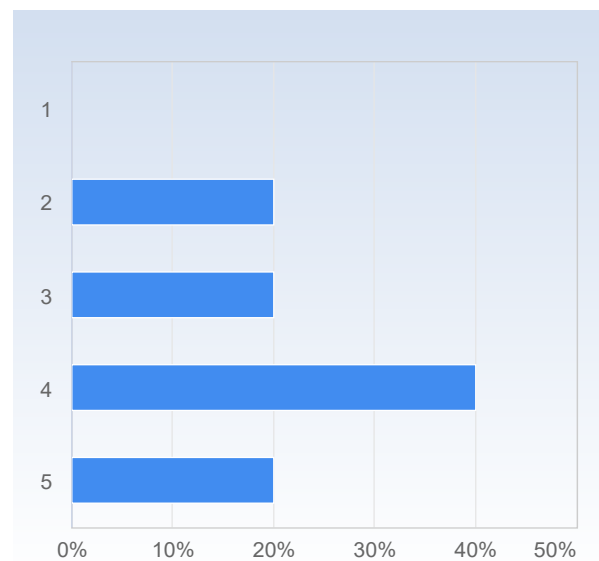
The number of teacher lead activities (lectures, seminars etc.) has been satisfactory.	Number of responses
1	0 (0,0%)
2	0 (0,0%)
3	1 (20,0%)
4	2 (40,0%)
5	2 (40,0%)
<b>Total</b>	<b>5 (100,0%)</b>



	Mean	Standard Deviation
The number of teacher lead activities (lectures, seminars etc.) has been satisfactory.	4,2	0,8

## The lectures were valuable for my learning.

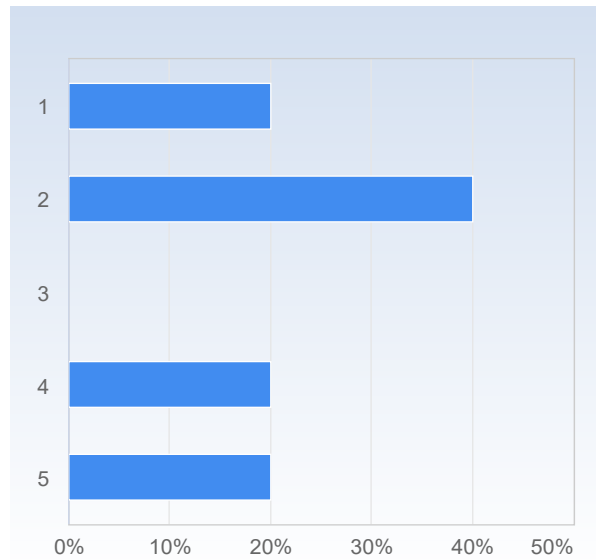
The lectures were valuable for my learning.	Number of responses
1	0 (0,0%)
2	1 (20,0%)
3	1 (20,0%)
4	2 (40,0%)
5	1 (20,0%)
<b>Total</b>	<b>5 (100,0%)</b>



	Mean	Standard Deviation
The lectures were valuable for my learning.	3,6	1,1

### The seminars were valuable for my learning.

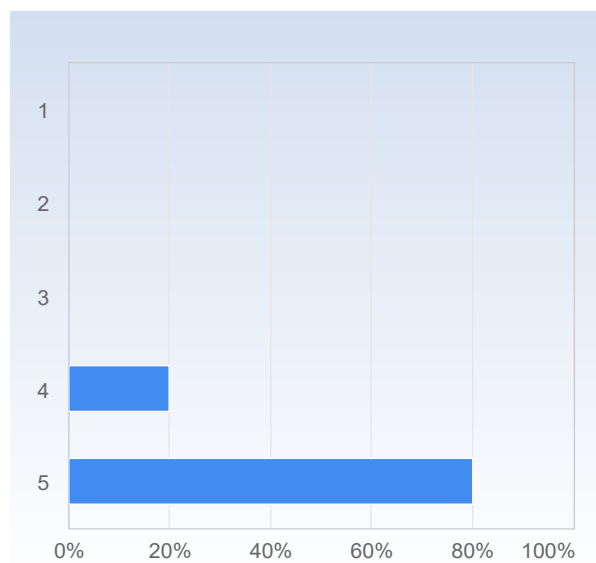
The seminars were valuable for my learning.	Number of responses
1	1 (20,0%)
2	2 (40,0%)
3	0 (0,0%)
4	1 (20,0%)
5	1 (20,0%)
Total	5 (100,0%)



	Mean	Standard Deviation
The seminars were valuable for my learning.	2,8	1,6

### Studying on my own was valuable for my learning.

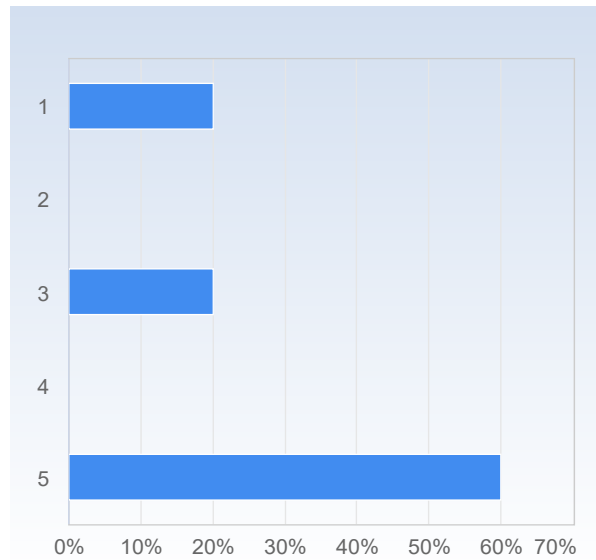
Studying on my own was valuable for my learning.	Number of responses
1	0 (0,0%)
2	0 (0,0%)
3	0 (0,0%)
4	1 (20,0%)
5	4 (80,0%)
Total	5 (100,0%)



	Mean	Standard Deviation
Studying on my own was valuable for my learning.	4,8	0,4

### The course literature/material was a valuable learning resource.

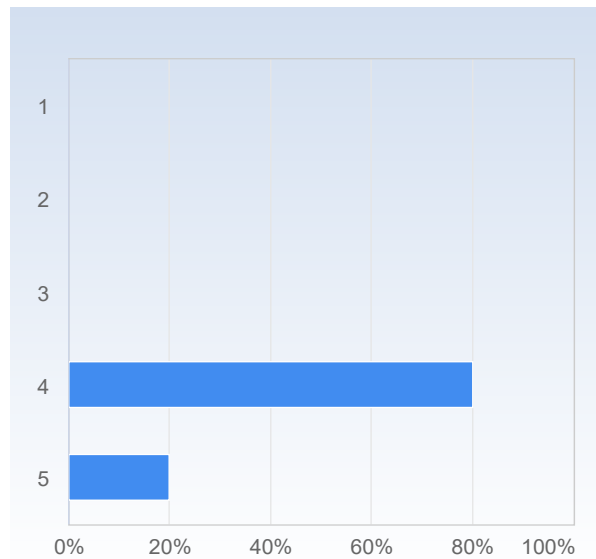
The course literature/material was a valuable learning resource.	Number of responses
1	1 (20,0%)
2	0 (0,0%)
3	1 (20,0%)
4	0 (0,0%)
5	3 (60,0%)
Total	5 (100,0%)



The course literature/material was a valuable learning resource.	Mean	Standard Deviation
	3,8	1,8

### The information I received before the course start was satisfactory.

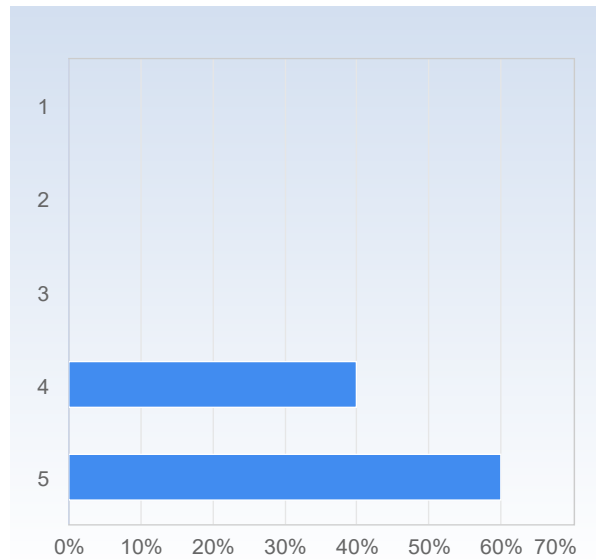
The information I received before the course start was satisfactory.	Number of responses
1	0 (0,0%)
2	0 (0,0%)
3	0 (0,0%)
4	4 (80,0%)
5	1 (20,0%)
Total	5 (100,0%)



The information I received before the course start was satisfactory.	Mean	Standard Deviation
	4,2	0,4

### The communication with the teaching staff during the course was good.

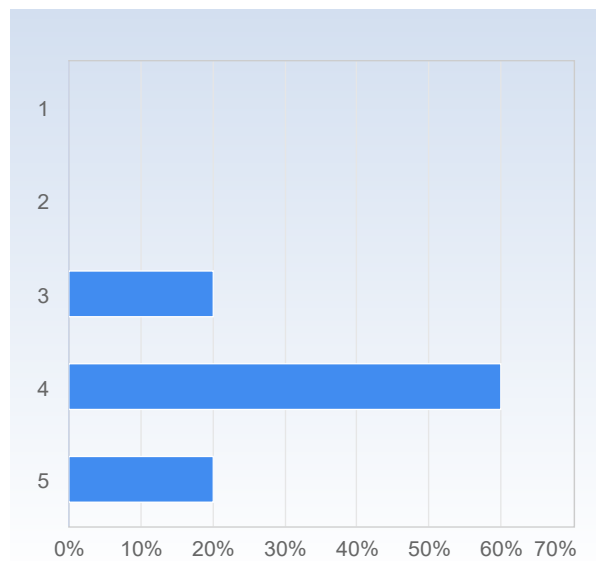
The communication with the teaching staff during the course was good.	Number of responses
1	0 (0,0%)
2	0 (0,0%)
3	0 (0,0%)
4	2 (40,0%)
5	3 (60,0%)
Total	5 (100,0%)



The communication with the teaching staff during the course was good.	Mean	Standard Deviation
	4,6	0,5

### It was clear throughout the course what was expected of me.

It was clear throughout the course what was expected of me.	Number of responses
1	0 (0,0%)
2	0 (0,0%)
3	1 (20,0%)
4	3 (60,0%)
5	1 (20,0%)
Total	5 (100,0%)

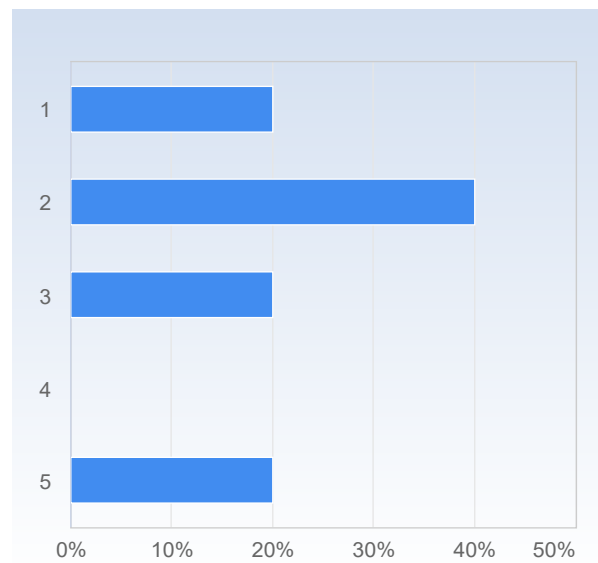


It was clear throughout the course what was expected of me.	Mean	Standard Deviation
	4,0	0,7



### I have received valuable feedback from my teacher/teachers during the course.

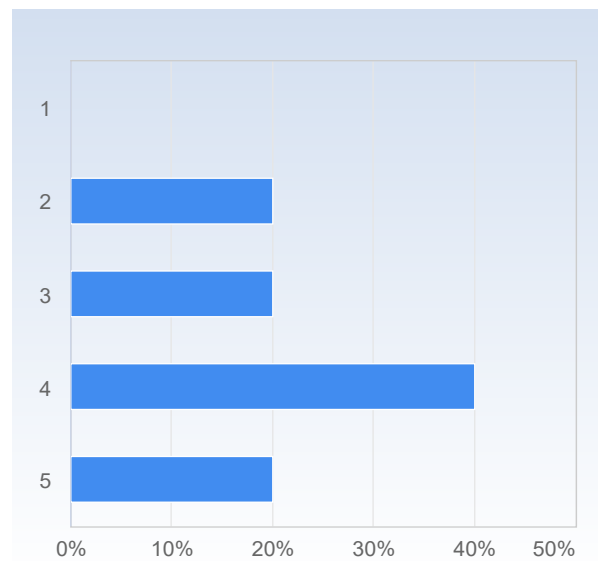
I have received valuable feedback from my teacher /teachers during the course.	Number of responses
1	1 (20,0%)
2	2 (40,0%)
3	1 (20,0%)
4	0 (0,0%)
5	1 (20,0%)
Total	5 (100,0%)



I have received valuable feedback from my teacher/teachers during the course.	Mean	Standard Deviation
	2,6	1,5

### The course had a reasonable workload.

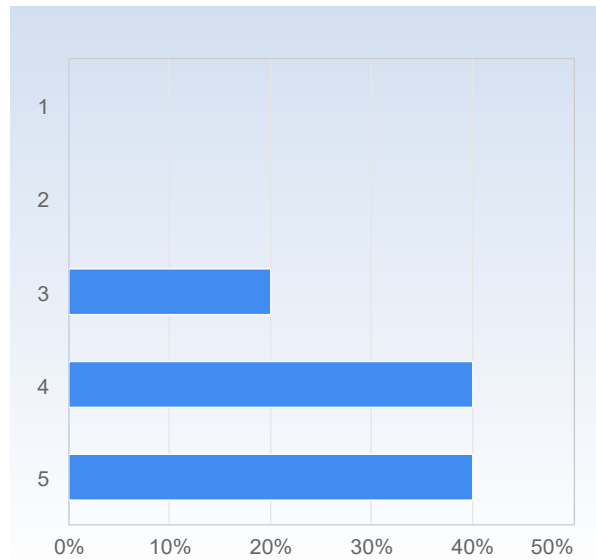
The course had a reasonable workload.	Number of responses
1	0 (0,0%)
2	1 (20,0%)
3	1 (20,0%)
4	2 (40,0%)
5	1 (20,0%)
Total	5 (100,0%)



The course had a reasonable workload.	Mean	Standard Deviation
	3,6	1,1

### The workload was evenly distributed throughout the course.

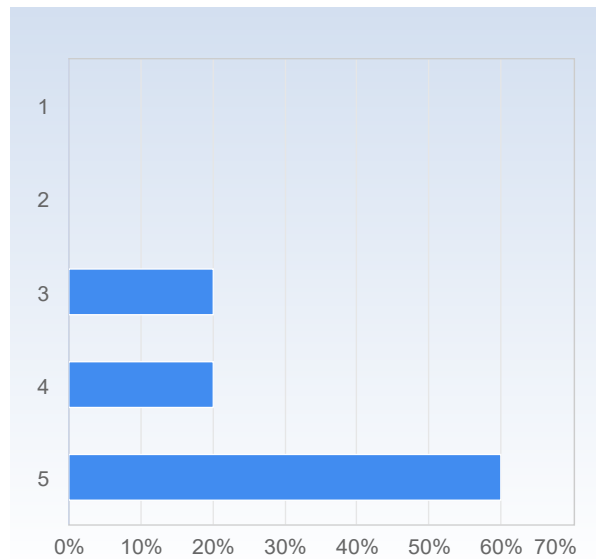
The workload was evenly distributed throughout the course.	Number of responses
1	0 (0,0%)
2	0 (0,0%)
3	1 (20,0%)
4	2 (40,0%)
5	2 (40,0%)
Total	5 (100,0%)



The workload was evenly distributed throughout the course.	Mean	Standard Deviation
	4,2	0,8

### The examination matched the contents and level of the course.

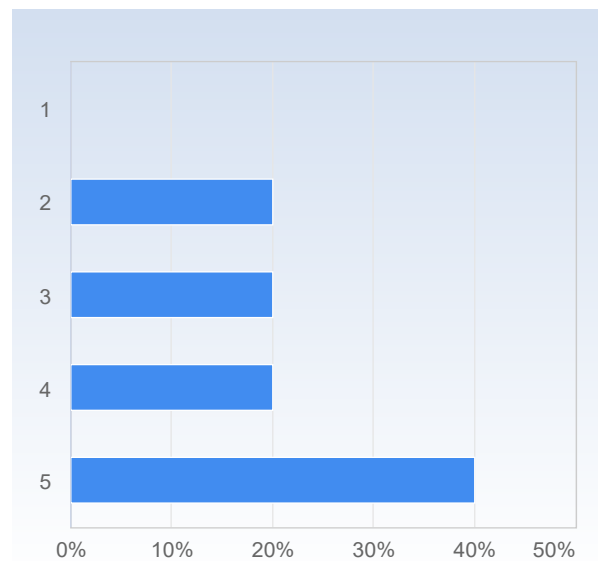
The examination matched the contents and level of the course.	Number of responses
1	0 (0,0%)
2	0 (0,0%)
3	1 (20,0%)
4	1 (20,0%)
5	3 (60,0%)
Total	5 (100,0%)



The examination matched the contents and level of the course.	Mean	Standard Deviation
	4,4	0,9

### Overall, I am satisfied with the course.

Overall, I am satisfied with the course.	Number of responses
1	0 (0,0%)
2	1 (20,0%)
3	1 (20,0%)
4	1 (20,0%)
5	2 (40,0%)
Total	5 (100,0%)



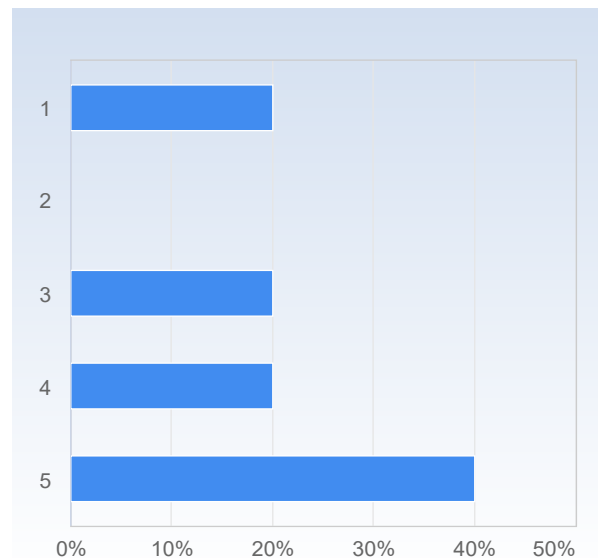
	Mean	Standard Deviation
Overall, I am satisfied with the course.	3,8	1,3

### On the development of generic skills

On a scale 1-5 select the option that best matches your opinion:  
**1= disagree completely → 3= partly agree → 5= agree completely**

#### The course has increased my ability to read a mathematical text.

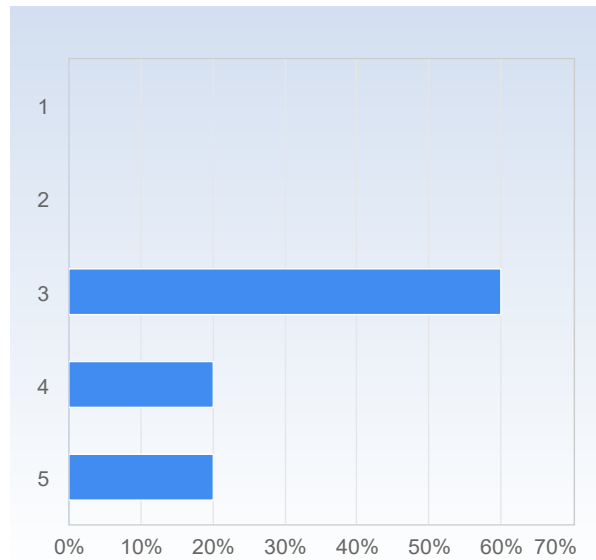
The course has increased my ability to read a mathematical text.	Number of responses
1	1 (20,0%)
2	0 (0,0%)
3	1 (20,0%)
4	1 (20,0%)
5	2 (40,0%)
Total	5 (100,0%)



	Mean	Standard Deviation
The course has increased my ability to read a mathematical text.	3,6	1,7

### The course has increased my ability to communicate the subject in writing.

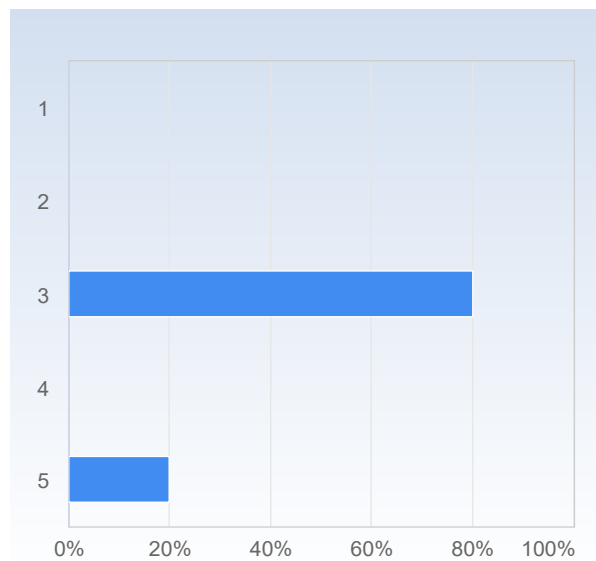
The course has increased my ability to communicate the subject in writing.	Number of responses
1	0 (0,0%)
2	0 (0,0%)
3	3 (60,0%)
4	1 (20,0%)
5	1 (20,0%)
Total	5 (100,0%)



	Mean	Standard Deviation
The course has increased my ability to communicate the subject in writing.	3,6	0,9

### The course has increased my ability to communicate the subject orally.

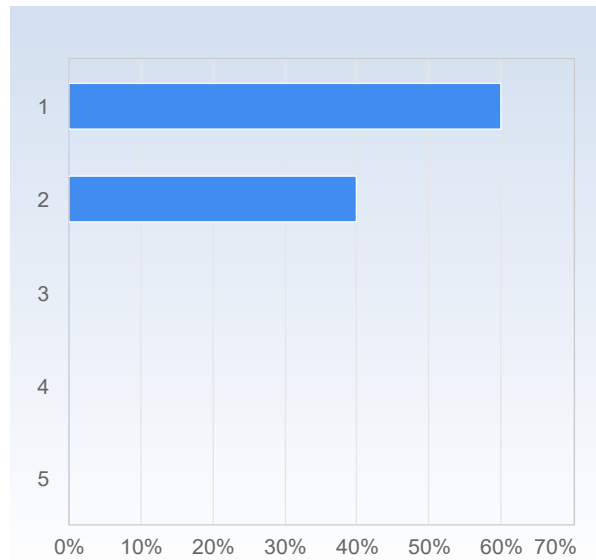
The course has increased my ability to communicate the subject orally.	Number of responses
1	0 (0,0%)
2	0 (0,0%)
3	4 (80,0%)
4	0 (0,0%)
5	1 (20,0%)
Total	5 (100,0%)



	Mean	Standard Deviation
The course has increased my ability to communicate the subject orally.	3,4	0,9

### The course has increased my ability to cooperate.

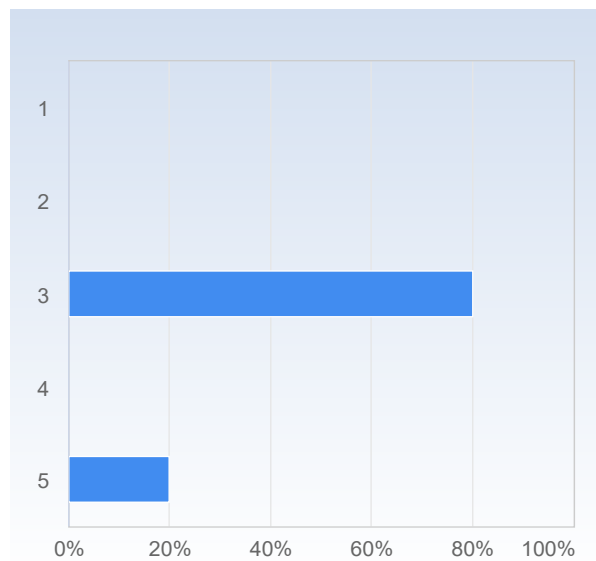
The course has increased my ability to cooperate.	Number of responses
1	3 (60,0%)
2	2 (40,0%)
3	0 (0,0%)
4	0 (0,0%)
5	0 (0,0%)
Total	5 (100,0%)



	Mean	Standard Deviation
The course has increased my ability to cooperate.	1,4	0,5

### The course has increased my ability to search and process information.

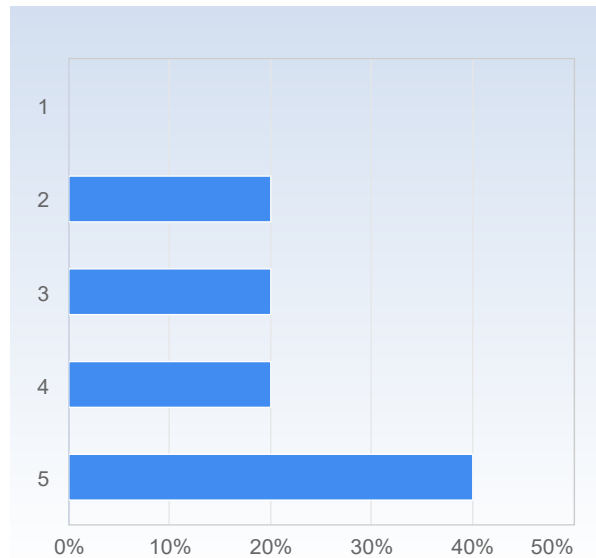
The course has increased my ability to search and process information.	Number of responses
1	0 (0,0%)
2	0 (0,0%)
3	4 (80,0%)
4	0 (0,0%)
5	1 (20,0%)
Total	5 (100,0%)



	Mean	Standard Deviation
The course has increased my ability to search and process information.	3,4	0,9

## The course has increased my ability to analyze and solve problems.

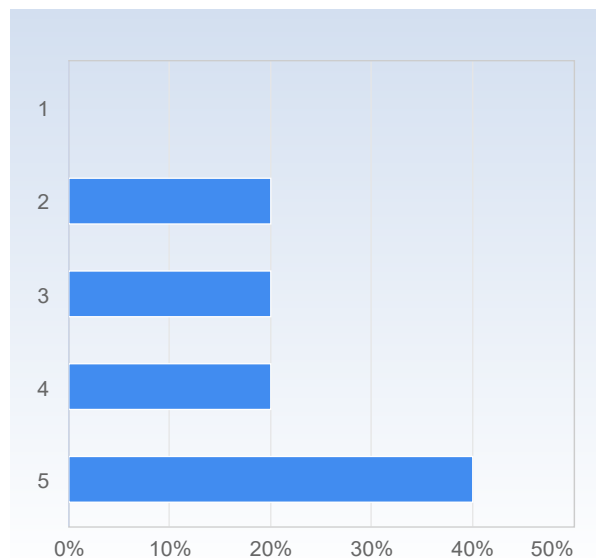
The course has increased my ability to analyze and solve problems.	Number of responses
1	0 (0,0%)
2	1 (20,0%)
3	1 (20,0%)
4	1 (20,0%)
5	2 (40,0%)
Total	5 (100,0%)



	Mean	Standard Deviation
The course has increased my ability to analyze and solve problems.	3,8	1,3

## As a result of this course, I feel confident about tackling unfamiliar problems.

As a result of this course, I feel confident about tackling unfamiliar problems.	Number of responses
1	0 (0,0%)
2	1 (20,0%)
3	1 (20,0%)
4	1 (20,0%)
5	2 (40,0%)
Total	5 (100,0%)



	Mean	Standard Deviation
As a result of this course, I feel confident about tackling unfamiliar problems.	3,8	1,3

## What did you appreciate most with the course?

What did you appreciate most with the course?
The seminars.
Yacin's dedication in teaching
Lectures and seminars were both well prepared and presented. The lecture notes and given literature were well organized. Despite the fact that the number of seminar questions was extensive we would manage to finish them in the given time slot and they matched the course content.
It was always possible to ask questions. They were answered in a proper way. And the overall structure was good. I knew when which topic was important and the lectures were nicely sorted.

## What do you think should be improved?

What do you think should be improved?

I appreciate Yacin's dedication in teaching, but I think in this course we were pushed a lot theories in a very short time. My opinion is that to make the course less dense so that we have time to fully understand the basics

The only problem with the course is the overwhelming workload in this short time frame (half of semester). If the course was given throughout one whole semester, I would have more time to fully understand the covered topics.

I think it was a really big problem that there was no good literature. Without having lecture notes or videos one had to take all the notes during the lecture. Therefore I could not concentrate on the topic enough, but only on writing and structuring my notes. This took so much time and from other lectures I know that it is possible to structure a lecture in a way where this unnecessary writing work does not have to be done by the students. The books that were proposed as literature covered much more content, were structured differently and one could never be sure to get all the information covered in the last lecture if one was sick.

Furthermore, the exercises each week really were too much work. I know, one can take it as an inspiration what possible exercises fit to the lecture, but for me it would have been much better, if there had been some few clear obligatory tasks each week (not each lecture...) that are doable in a suitable time and then maybe some suggestions for further work, too. But the way it was, I got demotivated to start work and did only very few exercises, because I knew I would not manage to do them all in time, anyway.

## Have you during this course experienced course literature, staff or teaching methods to be discriminatory in any way (gender, ethnicity, etc.)?

Have you during this course experienced course literature, staff or teaching methods to be discriminatory in any way (gender, ethnicity, etc.)?

No

No

No

no