



LUND
UNIVERSITY

Centre for Mathematical Sciences
Division of Mathematics and Numerical Analysis

Centre for Mathematical Sciences
Faculty of Science

Course Analysis for Course MATP35 Linear functional analysis, fall 2022

Course Information

Lecturer: Alexandru Aleman

Number of students:

16 newly registered

3 students answered the course evaluation, 2 of them are enrolled on the Master programme NAMAT.

Examination

Oral examination: 9 students passed.

Written examination: 9 students passed.

- Ordinary examination 16/12 2022: 10 students participated and 5 of them passed.
- Resit examination 10/01 2023: 6 students participated and 4 of them passed.

Final grades

In all, 9 students, including 0 re-registered students, have got their final grade.

4 passed with distinction.

5 passed.

Course Evaluation

Summary of student's answers:

The answers regarding content, utility of the course are positive.

Teachers' comments:

It is difficult to come up with a general conclusion based on 3 opinions. After a number of years, one of the final suggestions takes up the question of tutorials. This type of methods have always mostly been deferred to MATP45 and the students have been informed from the beginning about it. However, this student suggests to merge the two courses.

The participation varied during the semester. Started and finished with very good numbers, but during the mid-semester the participation was quite low. Of course, this is not necessarily helping the learning process.

Please, turn over!

Changes from the previous course realisation:

Compared to the previous course realisation, what changes have been made and what was the outcome.
There were no changes implemented.

Suggestions for the next course realisation:

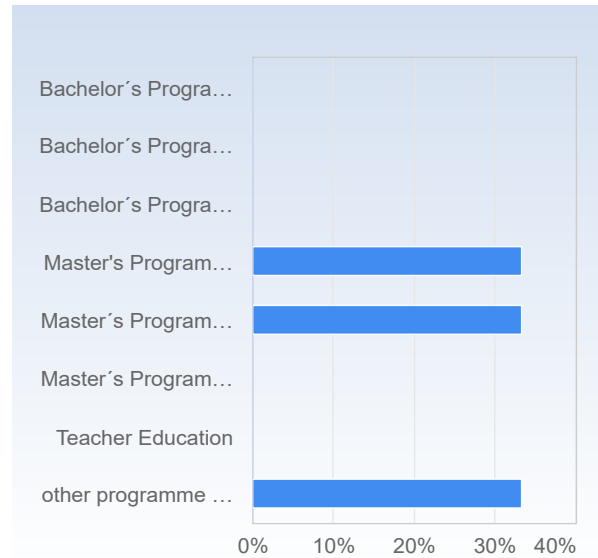
I do not see any reason to change the structure of the course.

Linear Functional Analysis, Autumn 2022

Answer Count: 3

I have studied this course as part of

I have studied this course as part of	Number of responses
Bachelor's Programme in Mathematics	0 (0.0%)
Bachelor's Programme in Physics, Theoretical Physics, Astronomy	0 (0.0%)
Bachelor's Programme, other specialization	0 (0.0%)
Master's Programme in Mathematics	1 (33.3%)
Master's Programme in Mathematical Statistics	1 (33.3%)
Master's Programme, other specialization	0 (0.0%)
Teacher Education	0 (0.0%)
other programme or as stand alone course	1 (33.3%)
Total	3 (100.0%)

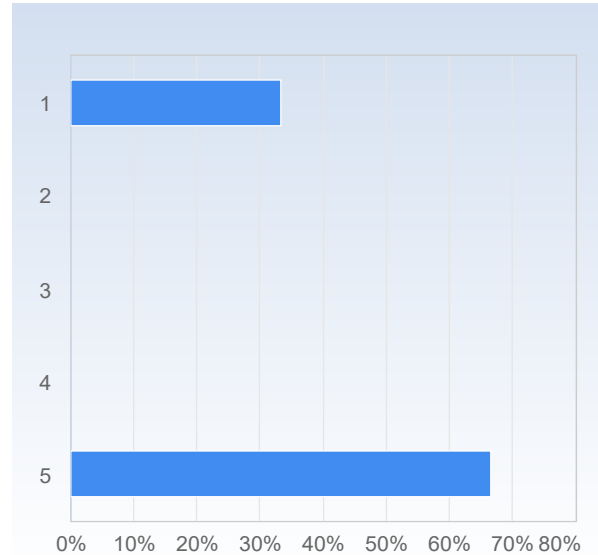


	Mean	Standard Deviation
I have studied this course as part of	5.7	2.1

On the scale 1-5 select the option that best matches your opinion: 1= disagree completely → 3= partly agree → 5= agree completely

2. My prior knowledge has been sufficient to assimilate the contents of this course.

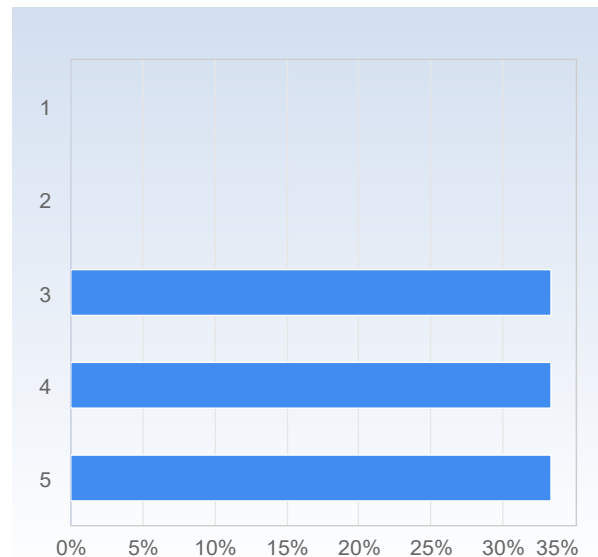
2. My prior knowledge has been sufficient to assimilate the contents of this course.	Number of responses
1	1 (33.3%)
2	0 (0.0%)
3	0 (0.0%)
4	0 (0.0%)
5	2 (66.7%)
Total	3 (100.0%)



2. My prior knowledge has been sufficient to assimilate the contents of this course.	Mean	Standard Deviation
	3.7	2.3

3. I have participated actively in the course.

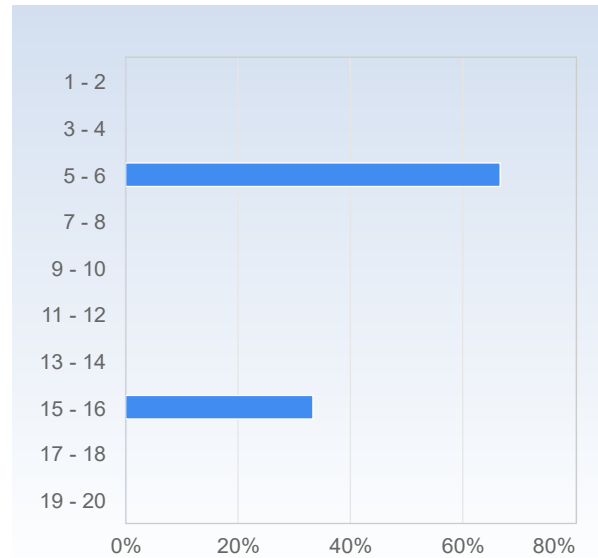
3. I have participated actively in the course.	Number of responses
1	0 (0.0%)
2	0 (0.0%)
3	1 (33.3%)
4	1 (33.3%)
5	1 (33.3%)
Total	3 (100.0%)



3. I have participated actively in the course.	Mean	Standard Deviation
	4.0	1.0

Average number of hours spent in total on the course per week (including scheduled activities):

Average number of hours spent in total on the course per week (including scheduled activities):	Number of responses
1 - 2	0 (0.0%)
3 - 4	0 (0.0%)
5 - 6	2 (66.7%)
7 - 8	0 (0.0%)
9 - 10	0 (0.0%)
11 - 12	0 (0.0%)
13 - 14	0 (0.0%)
15 - 16	1 (33.3%)
17 - 18	0 (0.0%)
19 - 20	0 (0.0%)
Total	3 (100.0%)



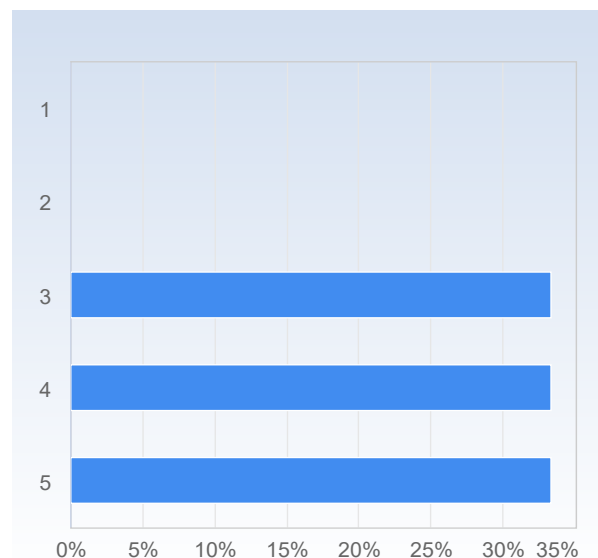
	Mean	Standard Deviation
Average number of hours spent in total on the course per week (including scheduled activities):	8.7	5.5

The course in general

On the scale 1-5 select the option that best matches your opinion: 1= disagree completely → 3= partly agree → 5= agree completely

The way the course was taught and organised suited me.

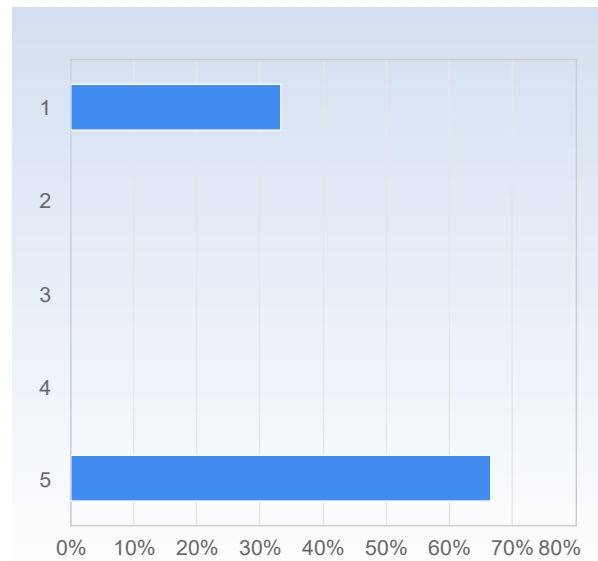
The way the course was taught and organised suited me.	Number of responses
1	0 (0.0%)
2	0 (0.0%)
3	1 (33.3%)
4	1 (33.3%)
5	1 (33.3%)
Total	3 (100.0%)



	Mean	Standard Deviation
The way the course was taught and organised suited me.	4.0	1.0

The number of teacher lead activities (lectures, seminars etc.) has been satisfactory.

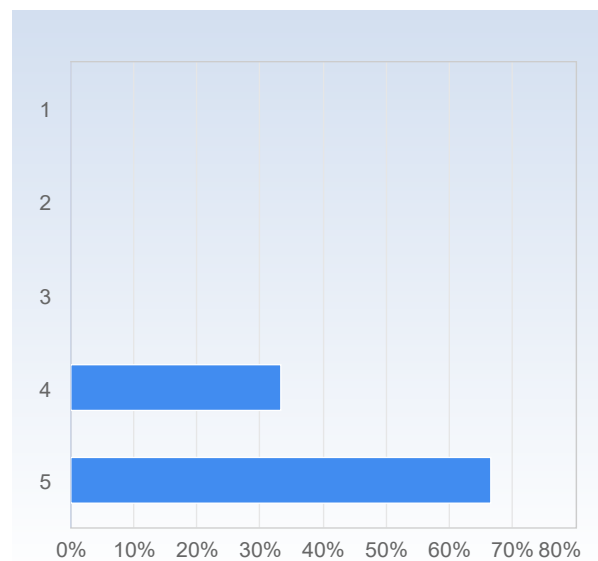
The number of teacher lead activities (lectures, seminars etc.) has been satisfactory.	Number of responses
1	1 (33.3%)
2	0 (0.0%)
3	0 (0.0%)
4	0 (0.0%)
5	2 (66.7%)
Total	3 (100.0%)



	Mean	Standard Deviation
The number of teacher lead activities (lectures, seminars etc.) has been satisfactory.	3.7	2.3

The lectures were valuable for my learning.

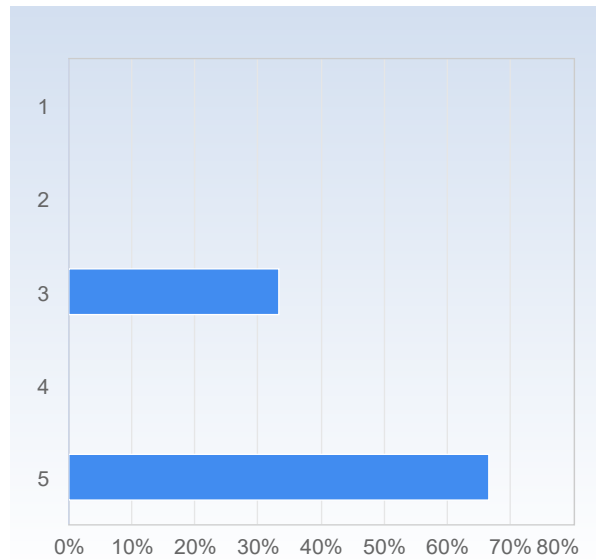
The lectures were valuable for my learning.	Number of responses
1	0 (0.0%)
2	0 (0.0%)
3	0 (0.0%)
4	1 (33.3%)
5	2 (66.7%)
Total	3 (100.0%)



	Mean	Standard Deviation
The lectures were valuable for my learning.	4.7	0.6

The seminars were valuable for my learning.

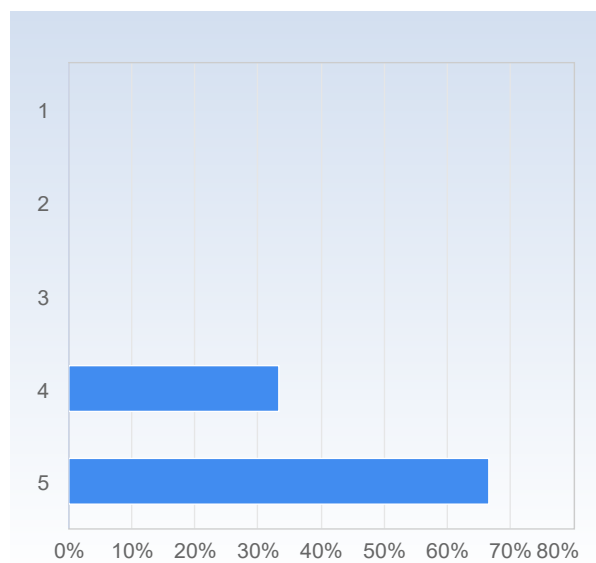
The seminars were valuable for my learning.	Number of responses
1	0 (0.0%)
2	0 (0.0%)
3	1 (33.3%)
4	0 (0.0%)
5	2 (66.7%)
Total	3 (100.0%)



	Mean	Standard Deviation
The seminars were valuable for my learning.	4.3	1.2

Studying on my own was valuable for my learning.

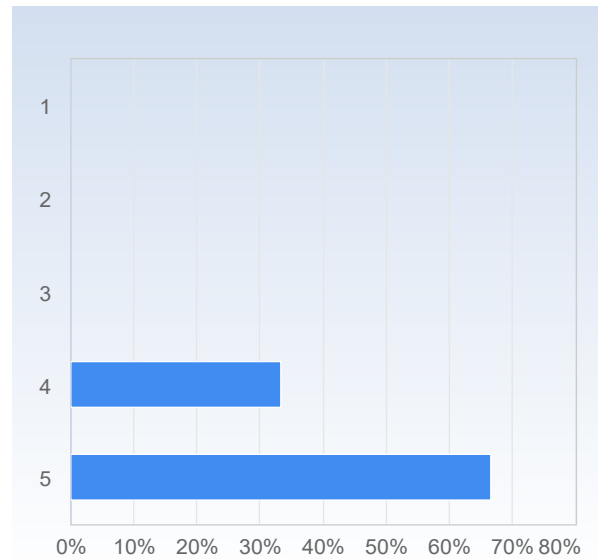
Studying on my own was valuable for my learning.	Number of responses
1	0 (0.0%)
2	0 (0.0%)
3	0 (0.0%)
4	1 (33.3%)
5	2 (66.7%)
Total	3 (100.0%)



	Mean	Standard Deviation
Studying on my own was valuable for my learning.	4.7	0.6

The course literature/material was a valuable learning resource.

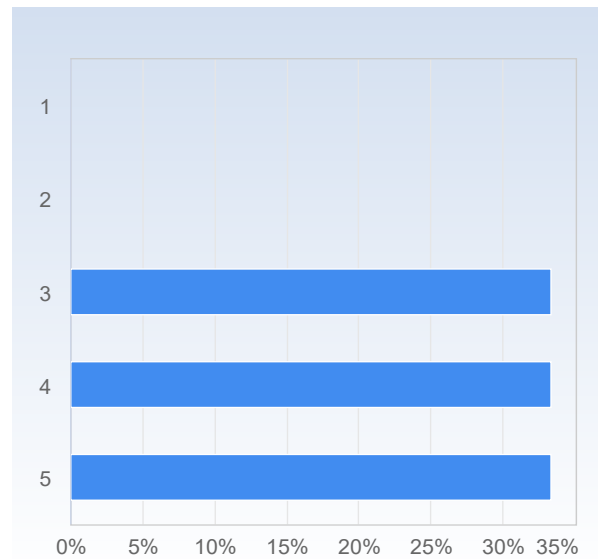
The course literature/material was a valuable learning resource.	Number of responses
1	0 (0.0%)
2	0 (0.0%)
3	0 (0.0%)
4	1 (33.3%)
5	2 (66.7%)
Total	3 (100.0%)



The course literature/material was a valuable learning resource.	Mean	Standard Deviation
	4.7	0.6

The information I received before the course start was satisfactory.

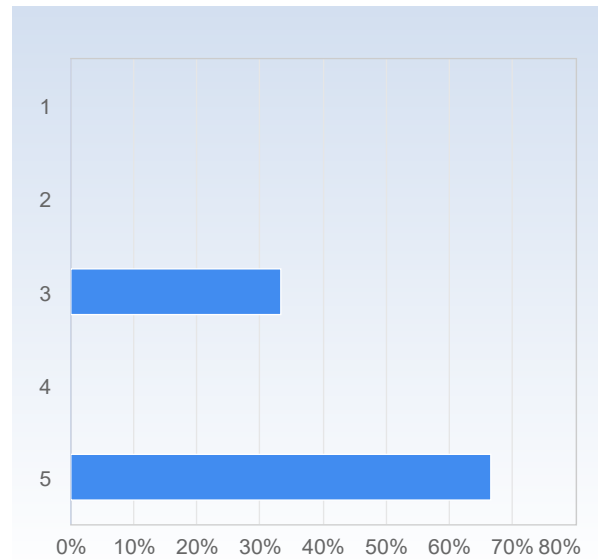
The information I received before the course start was satisfactory.	Number of responses
1	0 (0.0%)
2	0 (0.0%)
3	1 (33.3%)
4	1 (33.3%)
5	1 (33.3%)
Total	3 (100.0%)



The information I received before the course start was satisfactory.	Mean	Standard Deviation
	4.0	1.0

The communication with the teaching staff during the course was good.

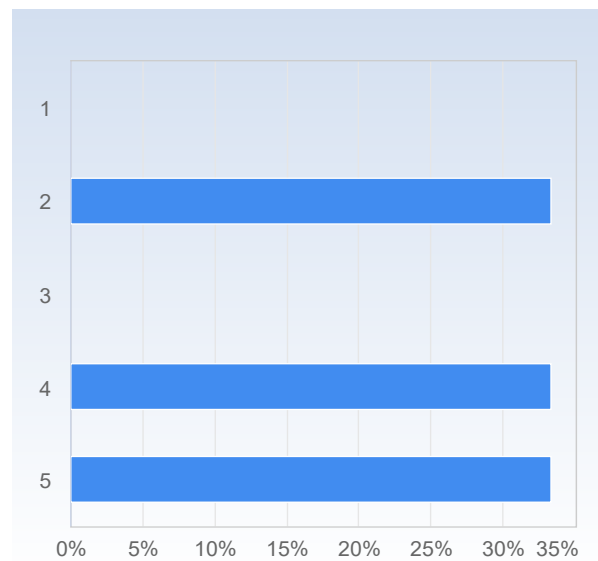
The communication with the teaching staff during the course was good.	Number of responses
1	0 (0.0%)
2	0 (0.0%)
3	1 (33.3%)
4	0 (0.0%)
5	2 (66.7%)
Total	3 (100.0%)



	Mean	Standard Deviation
The communication with the teaching staff during the course was good.	4.3	1.2

It was clear throughout the course what was expected of me.

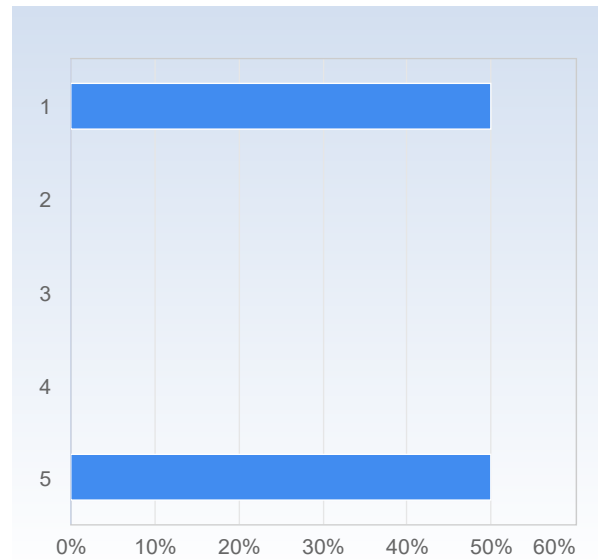
It was clear throughout the course what was expected of me.	Number of responses
1	0 (0.0%)
2	1 (33.3%)
3	0 (0.0%)
4	1 (33.3%)
5	1 (33.3%)
Total	3 (100.0%)



	Mean	Standard Deviation
It was clear throughout the course what was expected of me.	3.7	1.5

I have received valuable feedback from my teacher/teachers during the course.

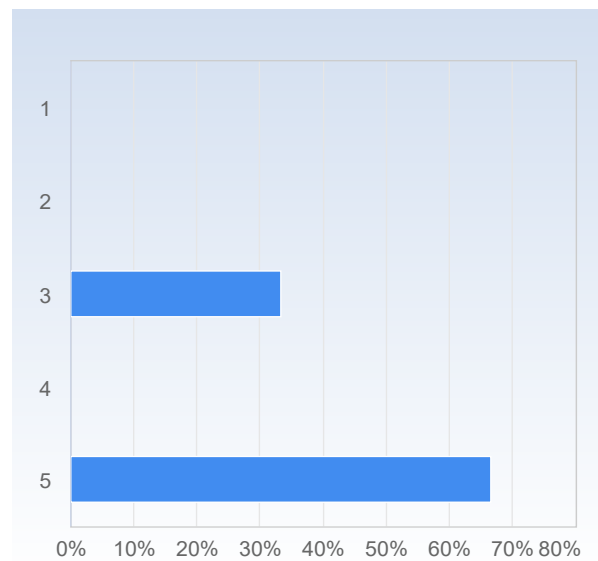
I have received valuable feedback from my teacher /teachers during the course.	Number of responses
1	1 (50.0%)
2	0 (0.0%)
3	0 (0.0%)
4	0 (0.0%)
5	1 (50.0%)
Total	2 (100.0%)



I have received valuable feedback from my teacher/teachers during the course.	Mean	Standard Deviation
	3.0	2.8

The course had a reasonable workload.

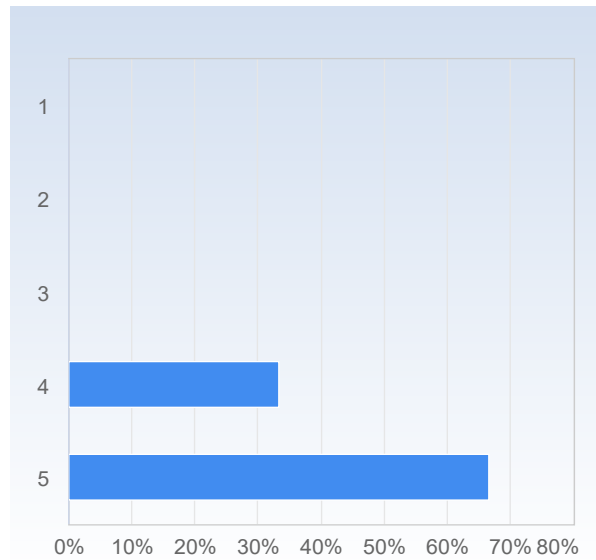
The course had a reasonable workload.	Number of responses
1	0 (0.0%)
2	0 (0.0%)
3	1 (33.3%)
4	0 (0.0%)
5	2 (66.7%)
Total	3 (100.0%)



The course had a reasonable workload.	Mean	Standard Deviation
	4.3	1.2

The workload was evenly distributed throughout the course.

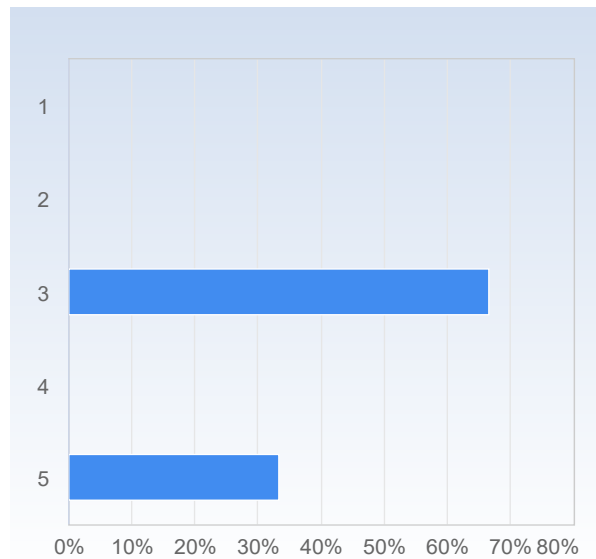
The workload was evenly distributed throughout the course.	Number of responses
1	0 (0.0%)
2	0 (0.0%)
3	0 (0.0%)
4	1 (33.3%)
5	2 (66.7%)
Total	3 (100.0%)



The workload was evenly distributed throughout the course.	Mean	Standard Deviation
	4.7	0.6

The examination matched the contents and level of the course.

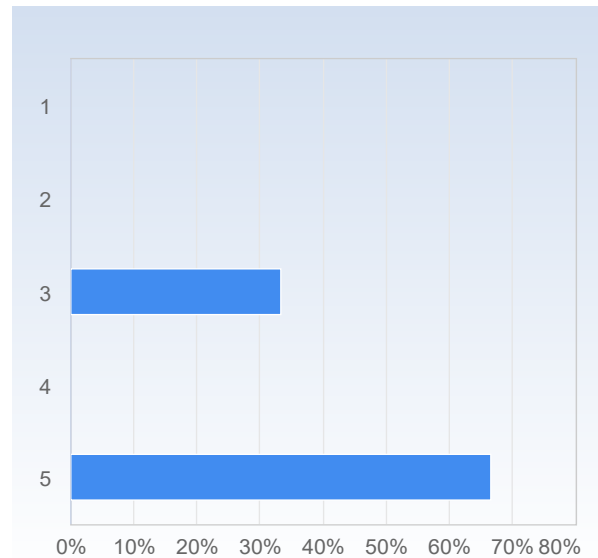
The examination matched the contents and level of the course.	Number of responses
1	0 (0.0%)
2	0 (0.0%)
3	2 (66.7%)
4	0 (0.0%)
5	1 (33.3%)
Total	3 (100.0%)



The examination matched the contents and level of the course.	Mean	Standard Deviation
	3.7	1.2

Overall, I am satisfied with the course.

Overall, I am satisfied with the course.	Number of responses
1	0 (0.0%)
2	0 (0.0%)
3	1 (33.3%)
4	0 (0.0%)
5	2 (66.7%)
Total	3 (100.0%)



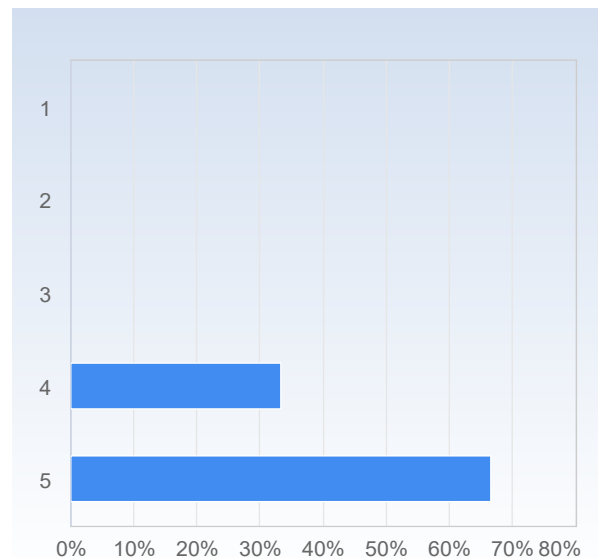
	Mean	Standard Deviation
Overall, I am satisfied with the course.	4.3	1.2

On the development of generic skills

On a scale 1-5 select the option that best matches your opinion:
1= disagree completely → **3= partly agree** → **5= agree completely**

The course has increased my ability to read a mathematical text.

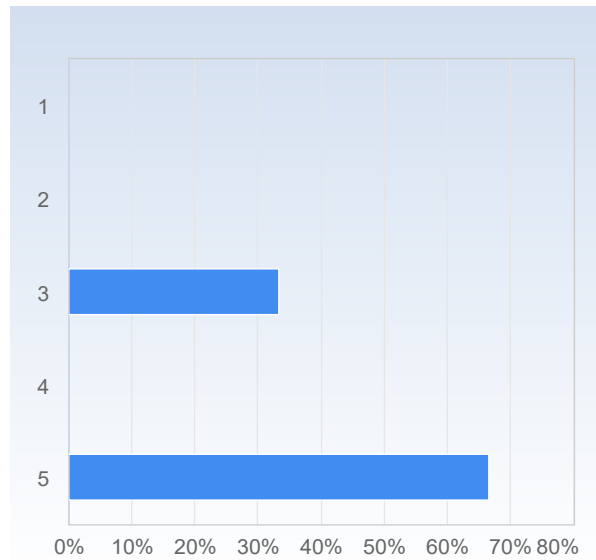
The course has increased my ability to read a mathematical text.	Number of responses
1	0 (0.0%)
2	0 (0.0%)
3	0 (0.0%)
4	1 (33.3%)
5	2 (66.7%)
Total	3 (100.0%)



	Mean	Standard Deviation
The course has increased my ability to read a mathematical text.	4.7	0.6

The course has increased my ability to communicate the subject in writing.

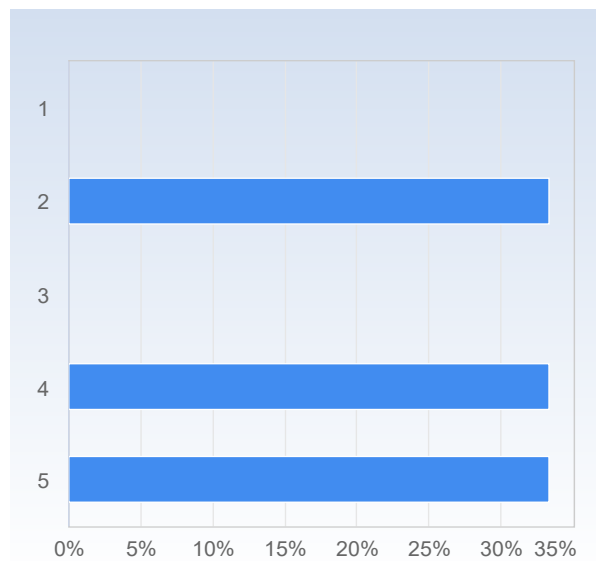
The course has increased my ability to communicate the subject in writing.	Number of responses
1	0 (0.0%)
2	0 (0.0%)
3	1 (33.3%)
4	0 (0.0%)
5	2 (66.7%)
Total	3 (100.0%)



	Mean	Standard Deviation
The course has increased my ability to communicate the subject in writing.	4.3	1.2

The course has increased my ability to communicate the subject orally.

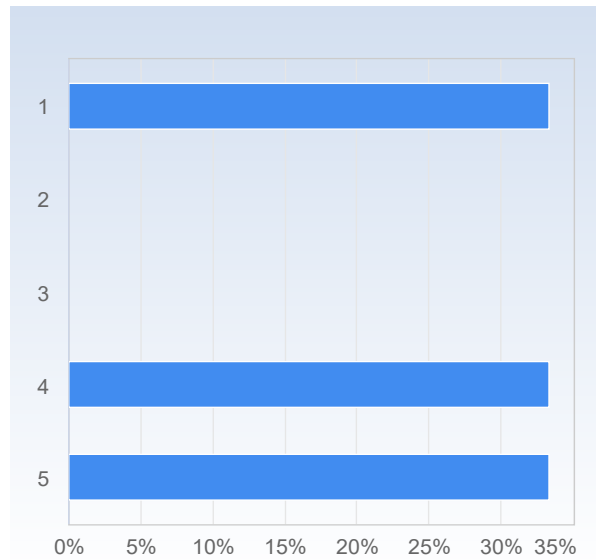
The course has increased my ability to communicate the subject orally.	Number of responses
1	0 (0.0%)
2	1 (33.3%)
3	0 (0.0%)
4	1 (33.3%)
5	1 (33.3%)
Total	3 (100.0%)



	Mean	Standard Deviation
The course has increased my ability to communicate the subject orally.	3.7	1.5

The course has increased my ability to cooperate.

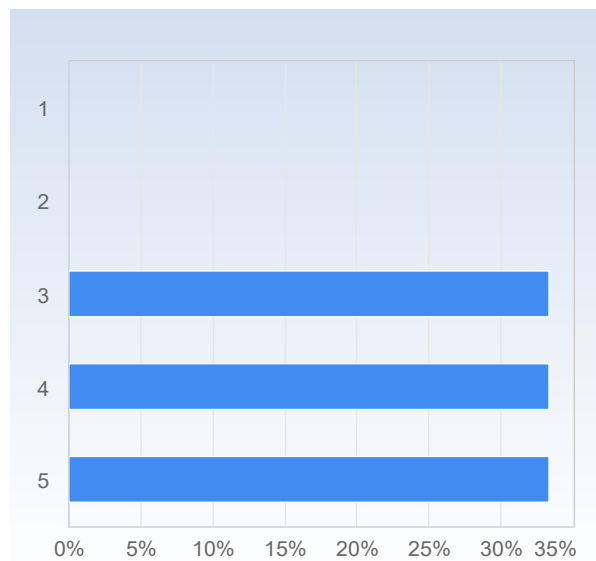
The course has increased my ability to cooperate.	Number of responses
1	1 (33.3%)
2	0 (0.0%)
3	0 (0.0%)
4	1 (33.3%)
5	1 (33.3%)
Total	3 (100.0%)



	Mean	Standard Deviation
The course has increased my ability to cooperate.	3.3	2.1

The course has increased my ability to search and process information.

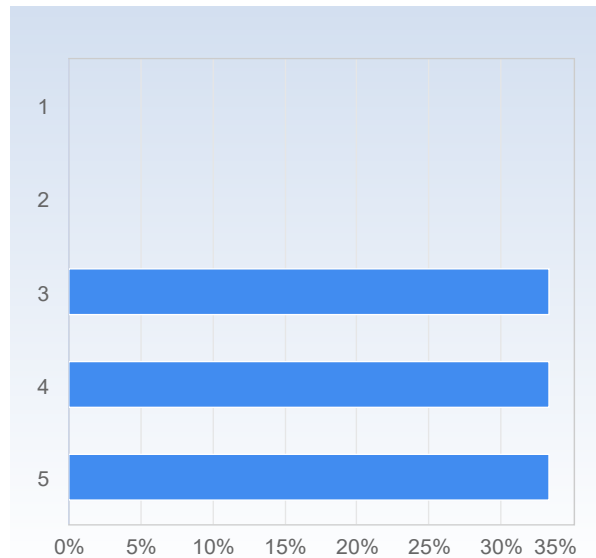
The course has increased my ability to search and process information.	Number of responses
1	0 (0.0%)
2	0 (0.0%)
3	1 (33.3%)
4	1 (33.3%)
5	1 (33.3%)
Total	3 (100.0%)



	Mean	Standard Deviation
The course has increased my ability to search and process information.	4.0	1.0

The course has increased my ability to analyze and solve problems.

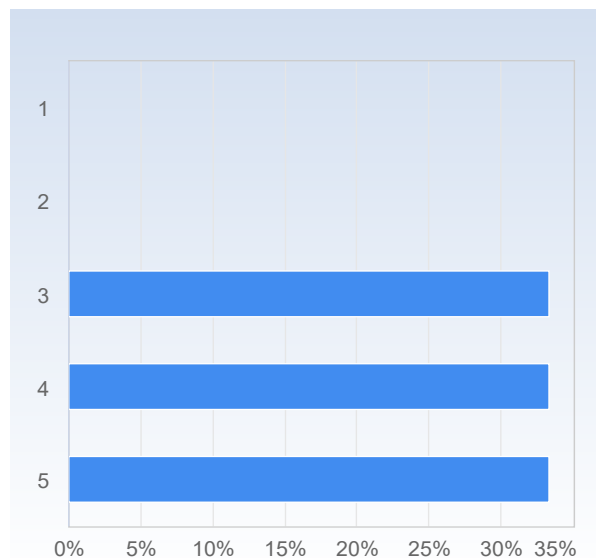
The course has increased my ability to analyze and solve problems.	Number of responses
1	0 (0.0%)
2	0 (0.0%)
3	1 (33.3%)
4	1 (33.3%)
5	1 (33.3%)
Total	3 (100.0%)



	Mean	Standard Deviation
The course has increased my ability to analyze and solve problems.	4.0	1.0

As a result of this course, I feel confident about tackling unfamiliar problems.

As a result of this course, I feel confident about tackling unfamiliar problems.	Number of responses
1	0 (0.0%)
2	0 (0.0%)
3	1 (33.3%)
4	1 (33.3%)
5	1 (33.3%)
Total	3 (100.0%)



	Mean	Standard Deviation
As a result of this course, I feel confident about tackling unfamiliar problems.	4.0	1.0

What did you appreciate most with the course?

What did you appreciate most with the course? The content of the course was clearly communicated. The literature was easily accessible (library).
--

What do you think should be improved?

What do you think should be improved?

Introduce tutorials and weekly assignments (they do not need to be corrected necessarily, but we should at least have the chance to see the correct solution in a tutorial).

This gives some orientation about the techniques that are required to pass the exam.

I know that something like this exists in the continuation course. The teacher clearly communicated and recommended that course.

But I underestimated the importance of that course. I expected, that this course here can be done standalone (otherwise it wouldn't be offered as a single course).

But in fact, in the tutorials of the continuation course many techniques were taught, which were more or less crucial to pass the exam for this course here. I found this pretty unfair.

So, my suggestion: Offer one bigger course, instead of two that only make sense if they are visited together. If the course gets too big, split it in halves: one in each reading period.

No hardcore-math-course should be offered without any tutorial.

Have you during this course experienced course literature, staff or teaching methods to be discriminatory in any way (gender, ethnicity, etc.)?

Have you during this course experienced course literature, staff or teaching methods to be discriminatory in any way (gender, ethnicity, etc.)?

no
