



**LUND**  
UNIVERSITY

Centre for Mathematical Sciences  
Division of Mathematics and Numerical Analysis

Centre for Mathematical Sciences  
Faculty of Science

## Course Analysis for Course MATP 45 Specialized course in linear functional analysis, fall 2022

### Course Information

**Lecturer:** Alexandru Aleman

**Number of students:**

12 newly registered and 3 re-registered.

3 students answered the course evaluation, all 3 of them are enrolled the Master programme NAMAT.

### Examination

**Project:** 9 students passed.

**Oral presentation:** 11 students passed.

**Final grades**

In all, 9 students, including 1 re-registered students, have got their final grade.

7 passed with distinction.

2 passed.

### Course Evaluation

**Summary of student's answers:**

The answers regarding content, utility of the course are positive.

**Teachers' comments:**

It is difficult to come up with a general conclusion based on 3 opinions.

The participation varied during the semester. Started and finished with very good numbers, but during the mid-semester the participation was quite low. Of course, this is not necessarily helping the learning process.

**Changes from the previous course realisation:**

Compared to the previous course realisation, what changes have been made and what was the outcome.

There were no changes implemented.

**Suggestions for the next course realisation:**

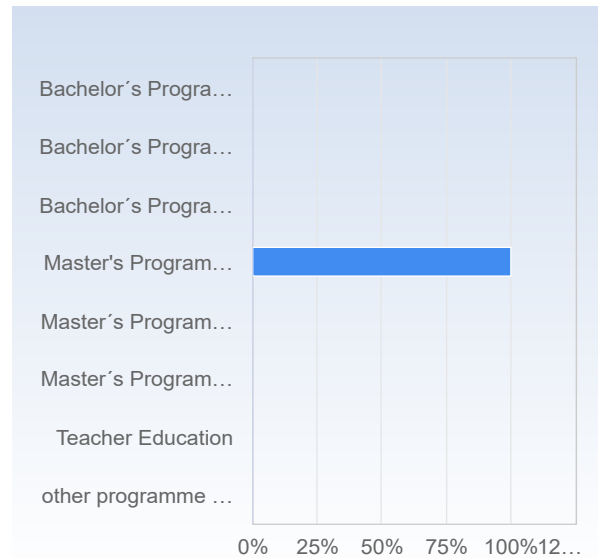
I do not see any reason to change the structure of the course.

# Specialised Course in Linear Functional Analysis, Autumn 2022

Answer Count: 3

## I have studied this course as part of

I have studied this course as part of	Number of responses
Bachelor's Programme in Mathematics	0 (0.0%)
Bachelor's Programme in Physics, Theoretical Physics, Astronomy	0 (0.0%)
Bachelor's Programme, other specialization	0 (0.0%)
Master's Programme in Mathematics	3 (100.0%)
Master's Programme in Mathematical Statistics	0 (0.0%)
Master's Programme, other specialization	0 (0.0%)
Teacher Education	0 (0.0%)
other programme or as stand alone course	0 (0.0%)
<b>Total</b>	<b>3 (100.0%)</b>

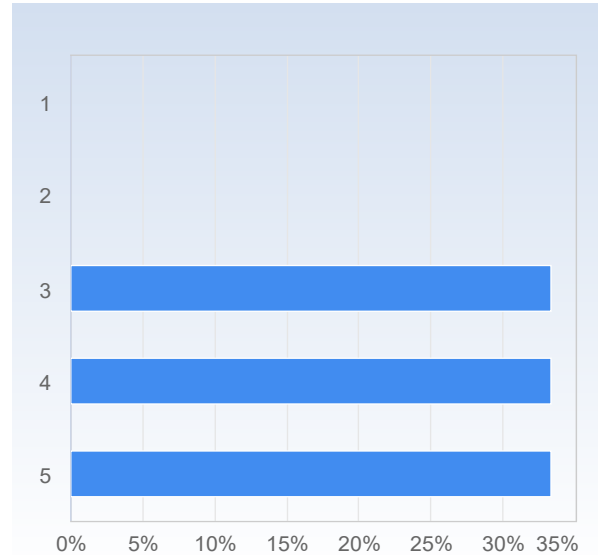


	Mean	Standard Deviation
I have studied this course as part of	4.0	0.0

**On the scale 1-5 select the option that best matches your opinion: 1= disagree completely → 3= partly agree → 5= agree completely**

**2. My prior knowledge has been sufficient to assimilate the contents of this course.**

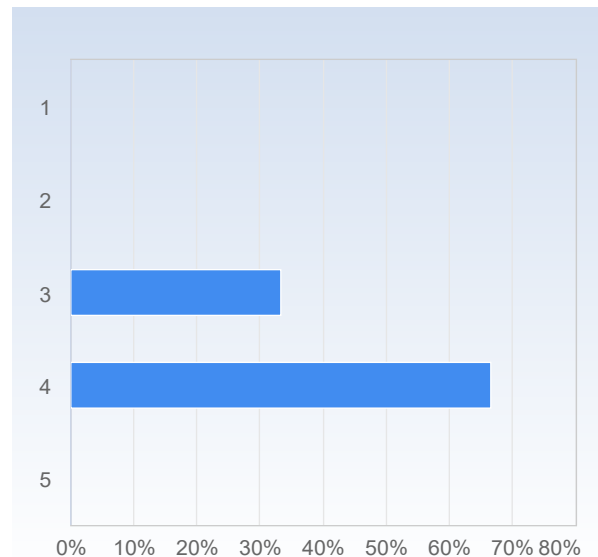
2. My prior knowledge has been sufficient to assimilate the contents of this course.	Number of responses
1	0 (0.0%)
2	0 (0.0%)
3	1 (33.3%)
4	1 (33.3%)
5	1 (33.3%)
Total	3 (100.0%)



2. My prior knowledge has been sufficient to assimilate the contents of this course.	Mean	Standard Deviation
	4.0	1.0

**3. I have participated actively in the course.**

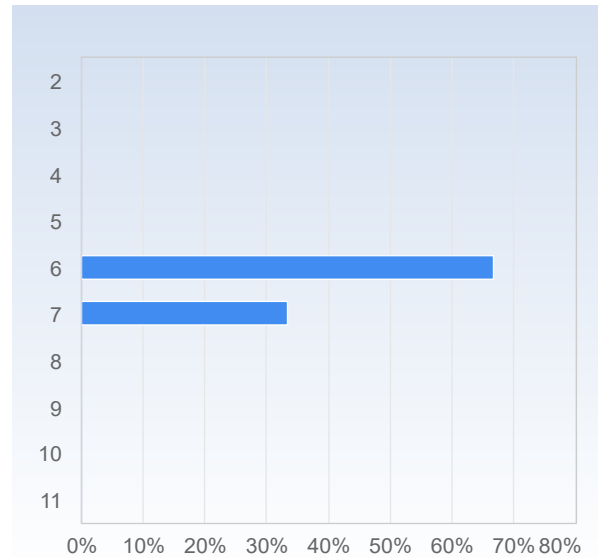
3. I have participated actively in the course.	Number of responses
1	0 (0.0%)
2	0 (0.0%)
3	1 (33.3%)
4	2 (66.7%)
5	0 (0.0%)
Total	3 (100.0%)



3. I have participated actively in the course.	Mean	Standard Deviation
	3.7	0.6

## Average number of hours spent in total on the course per week (including scheduled activities):

Average number of hours spent in total on the course per week (including scheduled activities):	Number of responses
2	0 (0.0%)
3	0 (0.0%)
4	0 (0.0%)
5	0 (0.0%)
6	2 (66.7%)
7	1 (33.3%)
8	0 (0.0%)
9	0 (0.0%)
10	0 (0.0%)
11	0 (0.0%)
Total	3 (100.0%)



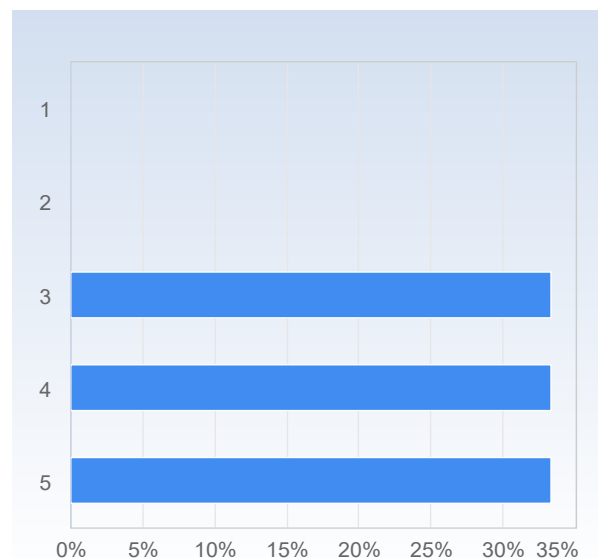
	Mean	Standard Deviation
Average number of hours spent in total on the course per week (including scheduled activities):	6.3	0.6

## The course in general

On the scale 1-5 select the option that best matches your opinion: 1= disagree completely → 3= partly agree → 5= agree completely

The way the course was taught and organised suited me.

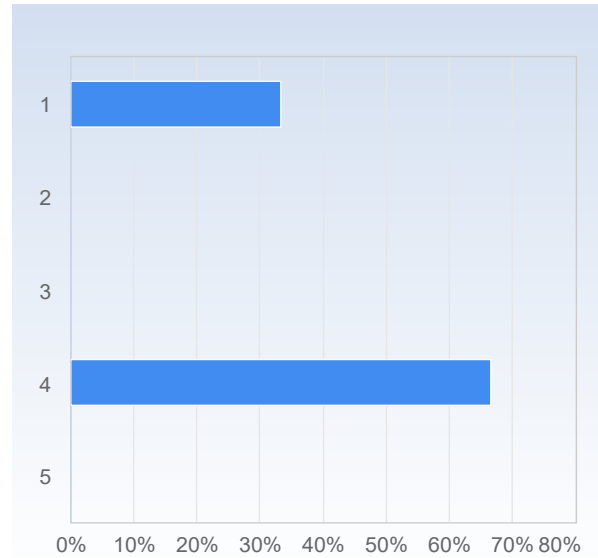
The way the course was taught and organised suited me.	Number of responses
1	0 (0.0%)
2	0 (0.0%)
3	1 (33.3%)
4	1 (33.3%)
5	1 (33.3%)
Total	3 (100.0%)



	Mean	Standard Deviation
The way the course was taught and organised suited me.	4.0	1.0

**The number of teacher lead activities (lectures, seminars etc.) has been satisfactory.**

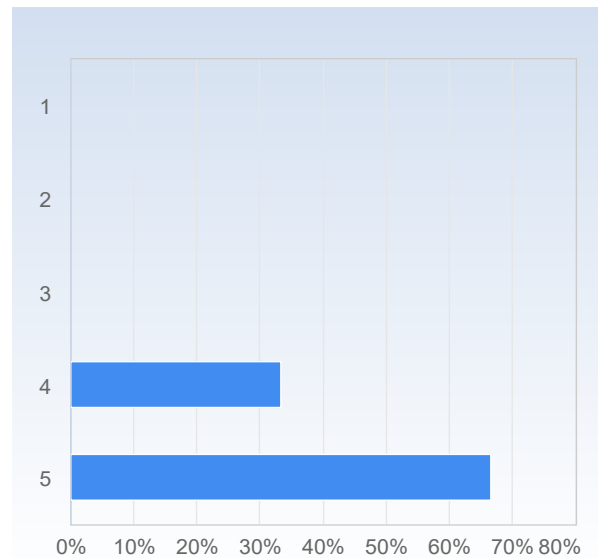
The number of teacher lead activities (lectures, seminars etc.) has been satisfactory.	Number of responses
1	1 (33.3%)
2	0 (0.0%)
3	0 (0.0%)
4	2 (66.7%)
5	0 (0.0%)
<b>Total</b>	<b>3 (100.0%)</b>



	Mean	Standard Deviation
The number of teacher lead activities (lectures, seminars etc.) has been satisfactory.	3.0	1.7

**The lectures were valuable for my learning.**

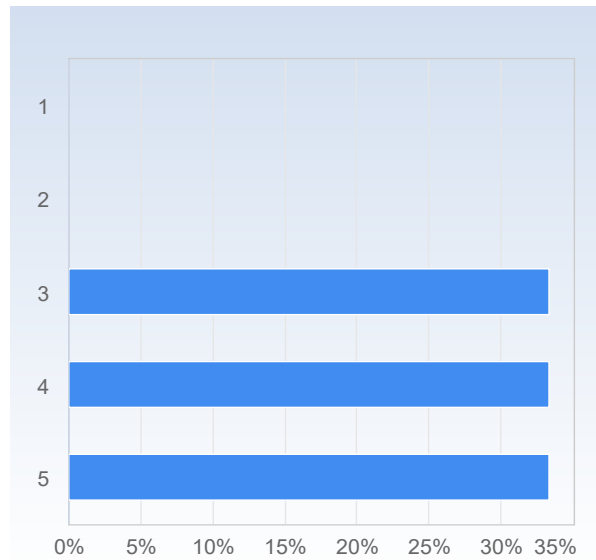
The lectures were valuable for my learning.	Number of responses
1	0 (0.0%)
2	0 (0.0%)
3	0 (0.0%)
4	1 (33.3%)
5	2 (66.7%)
<b>Total</b>	<b>3 (100.0%)</b>



	Mean	Standard Deviation
The lectures were valuable for my learning.	4.7	0.6

### The seminars were valuable for my learning.

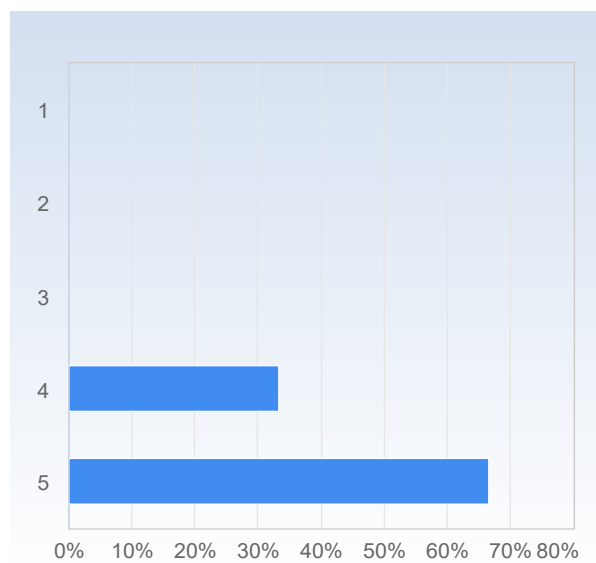
The seminars were valuable for my learning.	Number of responses
1	0 (0.0%)
2	0 (0.0%)
3	1 (33.3%)
4	1 (33.3%)
5	1 (33.3%)
Total	3 (100.0%)



	Mean	Standard Deviation
The seminars were valuable for my learning.	4.0	1.0

### Studying on my own was valuable for my learning.

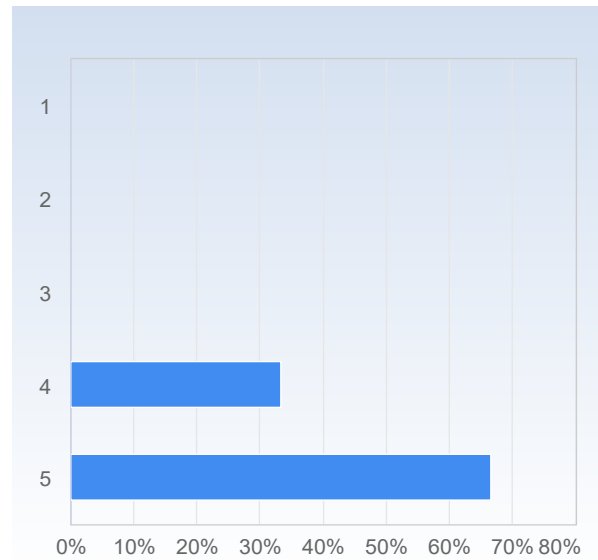
Studying on my own was valuable for my learning.	Number of responses
1	0 (0.0%)
2	0 (0.0%)
3	0 (0.0%)
4	1 (33.3%)
5	2 (66.7%)
Total	3 (100.0%)



	Mean	Standard Deviation
Studying on my own was valuable for my learning.	4.7	0.6

### The course literature/material was a valuable learning resource.

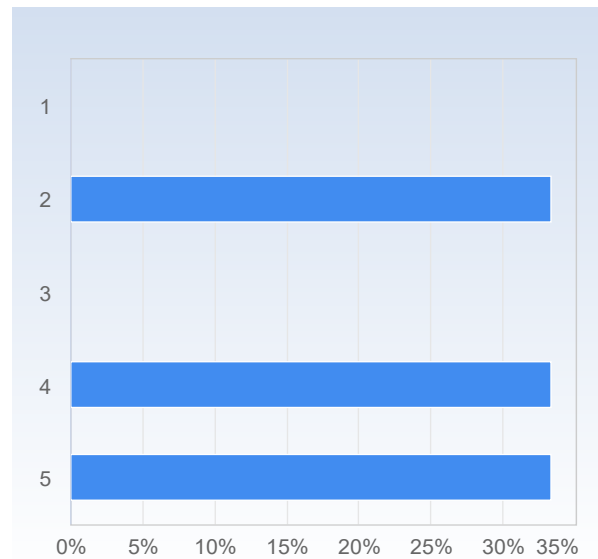
The course literature/material was a valuable learning resource.	Number of responses
1	0 (0.0%)
2	0 (0.0%)
3	0 (0.0%)
4	1 (33.3%)
5	2 (66.7%)
Total	3 (100.0%)



	Mean	Standard Deviation
The course literature/material was a valuable learning resource.	4.7	0.6

### The information I received before the course start was satisfactory.

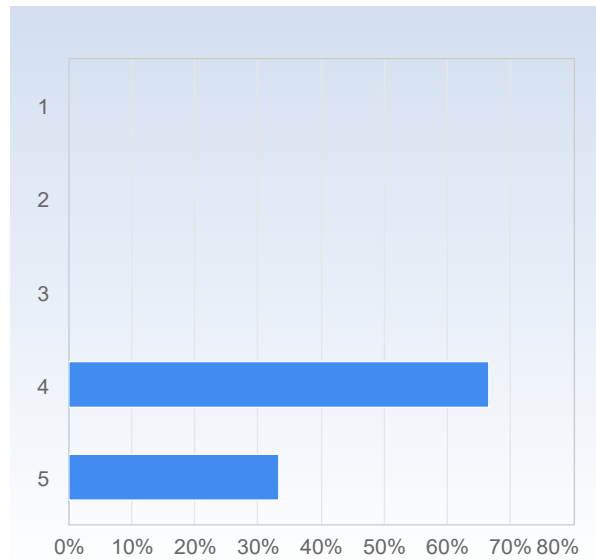
The information I received before the course start was satisfactory.	Number of responses
1	0 (0.0%)
2	1 (33.3%)
3	0 (0.0%)
4	1 (33.3%)
5	1 (33.3%)
Total	3 (100.0%)



	Mean	Standard Deviation
The information I received before the course start was satisfactory.	3.7	1.5

### The communication with the teaching staff during the course was good.

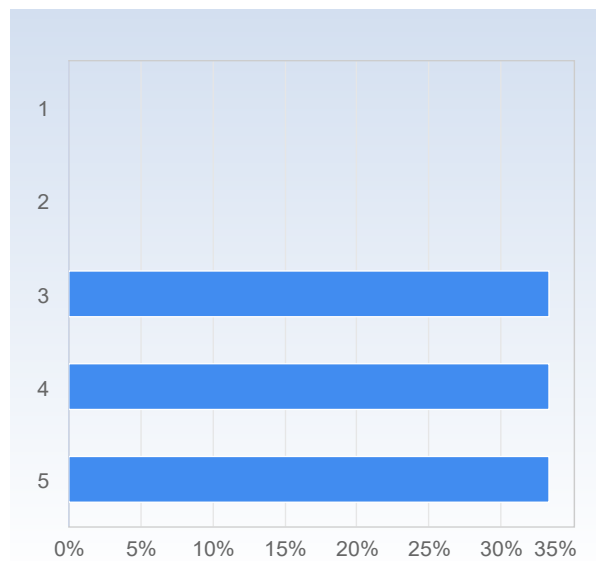
The communication with the teaching staff during the course was good.	Number of responses
1	0 (0.0%)
2	0 (0.0%)
3	0 (0.0%)
4	2 (66.7%)
5	1 (33.3%)
Total	3 (100.0%)



	Mean	Standard Deviation
The communication with the teaching staff during the course was good.	4.3	0.6

### It was clear throughout the course what was expected of me.

It was clear throughout the course what was expected of me.	Number of responses
1	0 (0.0%)
2	0 (0.0%)
3	1 (33.3%)
4	1 (33.3%)
5	1 (33.3%)
Total	3 (100.0%)

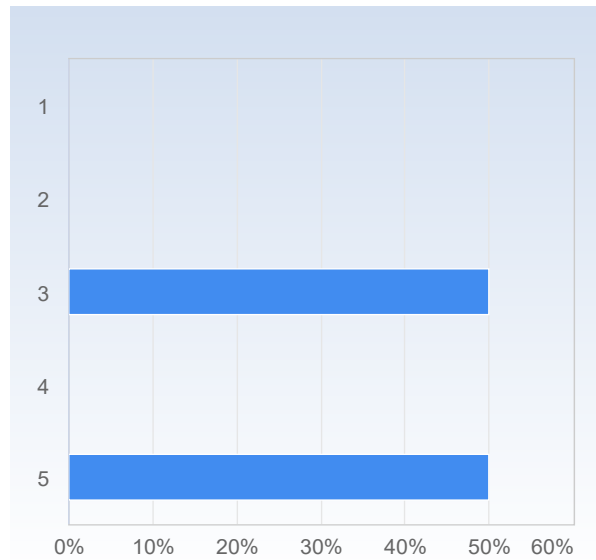


	Mean	Standard Deviation
It was clear throughout the course what was expected of me.	4.0	1.0



### I have received valuable feedback from my teacher/teachers during the course.

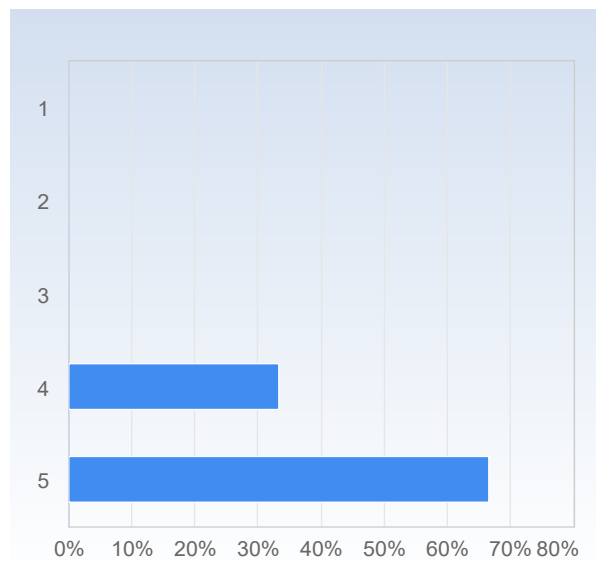
I have received valuable feedback from my teacher /teachers during the course.	Number of responses
1	0 (0.0%)
2	0 (0.0%)
3	1 (50.0%)
4	0 (0.0%)
5	1 (50.0%)
Total	2 (100.0%)



I have received valuable feedback from my teacher/teachers during the course.	Mean	Standard Deviation
	4.0	1.4

### The course had a reasonable workload.

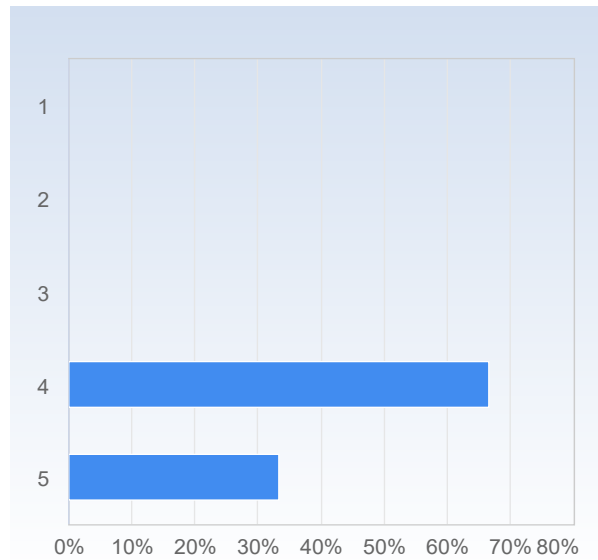
The course had a reasonable workload.	Number of responses
1	0 (0.0%)
2	0 (0.0%)
3	0 (0.0%)
4	1 (33.3%)
5	2 (66.7%)
Total	3 (100.0%)



The course had a reasonable workload.	Mean	Standard Deviation
	4.7	0.6

**The workload was evenly distributed throughout the course.**

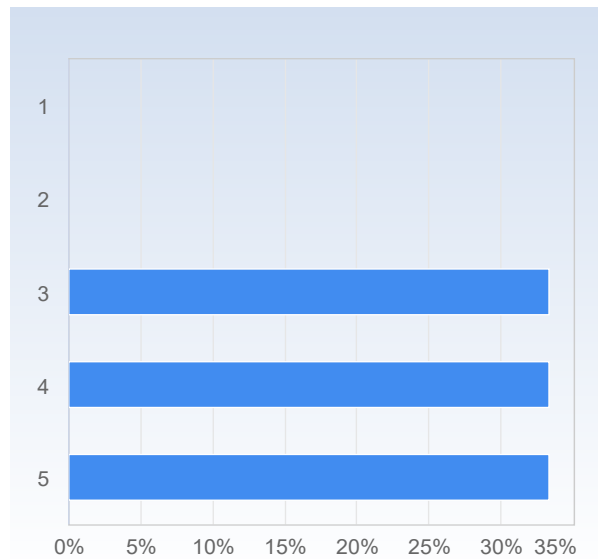
The workload was evenly distributed throughout the course.	Number of responses
1	0 (0.0%)
2	0 (0.0%)
3	0 (0.0%)
4	2 (66.7%)
5	1 (33.3%)
Total	3 (100.0%)



	Mean	Standard Deviation
The workload was evenly distributed throughout the course.	4.3	0.6

**The examination matched the contents and level of the course.**

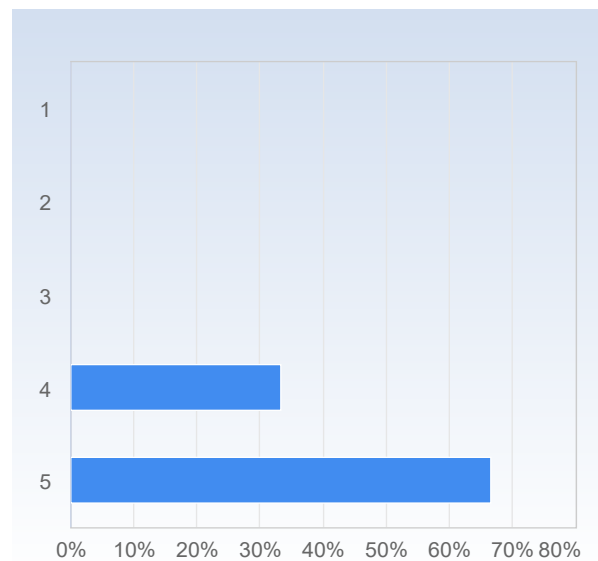
The examination matched the contents and level of the course.	Number of responses
1	0 (0.0%)
2	0 (0.0%)
3	1 (33.3%)
4	1 (33.3%)
5	1 (33.3%)
Total	3 (100.0%)



	Mean	Standard Deviation
The examination matched the contents and level of the course.	4.0	1.0

### Overall, I am satisfied with the course.

Overall, I am satisfied with the course.	Number of responses
1	0 (0.0%)
2	0 (0.0%)
3	0 (0.0%)
4	1 (33.3%)
5	2 (66.7%)
Total	3 (100.0%)



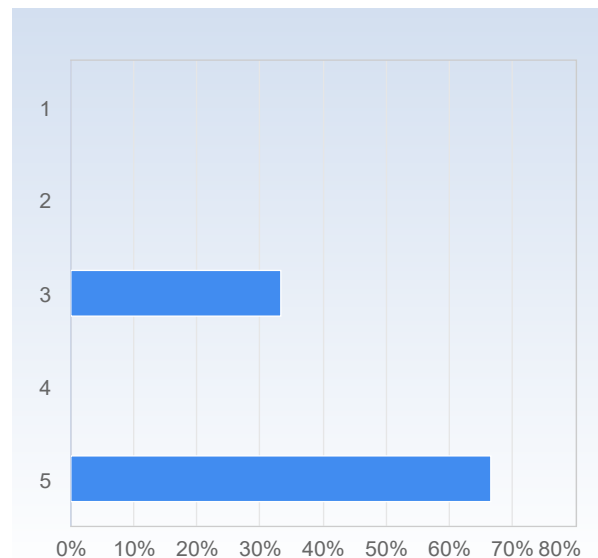
	Mean	Standard Deviation
Overall, I am satisfied with the course.	4.7	0.6

### On the development of generic skills

On a scale 1-5 select the option that best matches your opinion:  
**1= disagree completely → 3= partly agree → 5= agree completely**

#### The course has increased my ability to read a mathematical text.

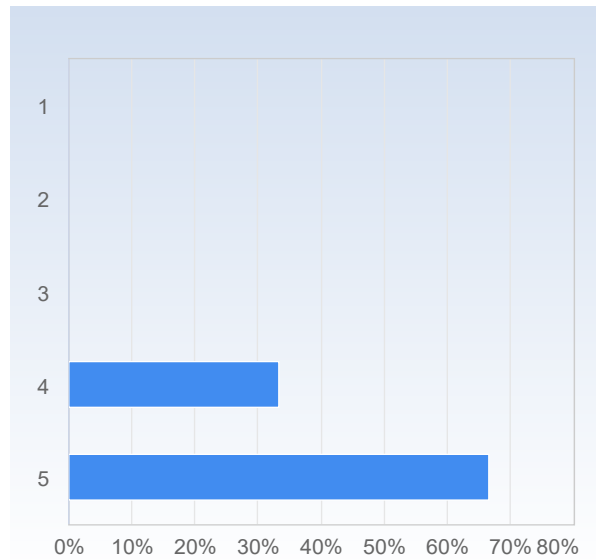
The course has increased my ability to read a mathematical text.	Number of responses
1	0 (0.0%)
2	0 (0.0%)
3	1 (33.3%)
4	0 (0.0%)
5	2 (66.7%)
Total	3 (100.0%)



	Mean	Standard Deviation
The course has increased my ability to read a mathematical text.	4.3	1.2

### The course has increased my ability to communicate the subject in writing.

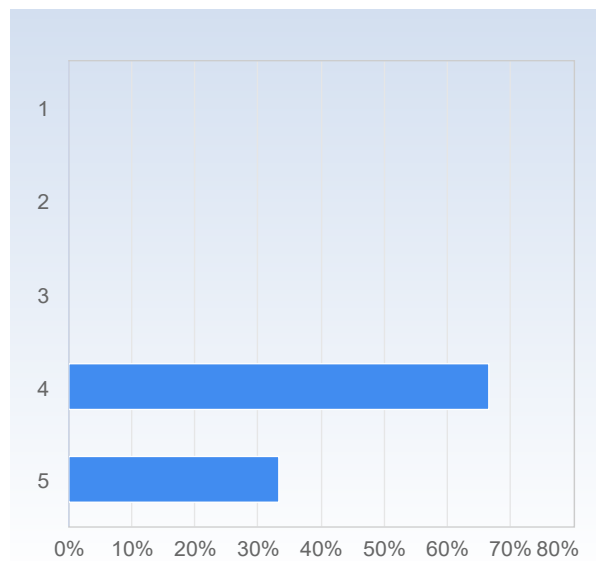
The course has increased my ability to communicate the subject in writing.	Number of responses
1	0 (0.0%)
2	0 (0.0%)
3	0 (0.0%)
4	1 (33.3%)
5	2 (66.7%)
Total	3 (100.0%)



	Mean	Standard Deviation
The course has increased my ability to communicate the subject in writing.	4.7	0.6

### The course has increased my ability to communicate the subject orally.

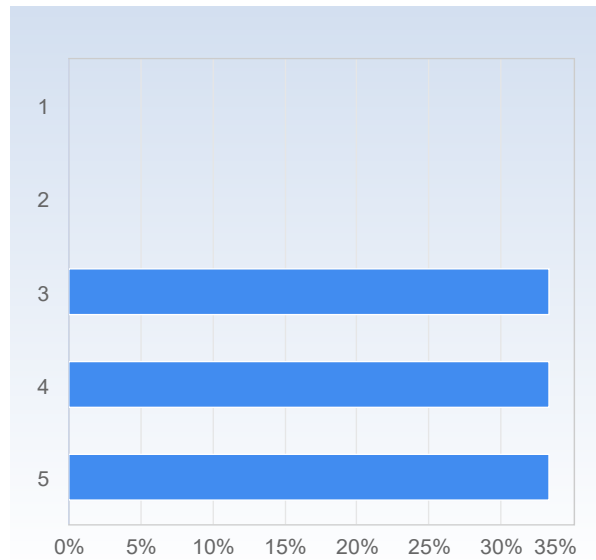
The course has increased my ability to communicate the subject orally.	Number of responses
1	0 (0.0%)
2	0 (0.0%)
3	0 (0.0%)
4	2 (66.7%)
5	1 (33.3%)
Total	3 (100.0%)



	Mean	Standard Deviation
The course has increased my ability to communicate the subject orally.	4.3	0.6

### The course has increased my ability to cooperate.

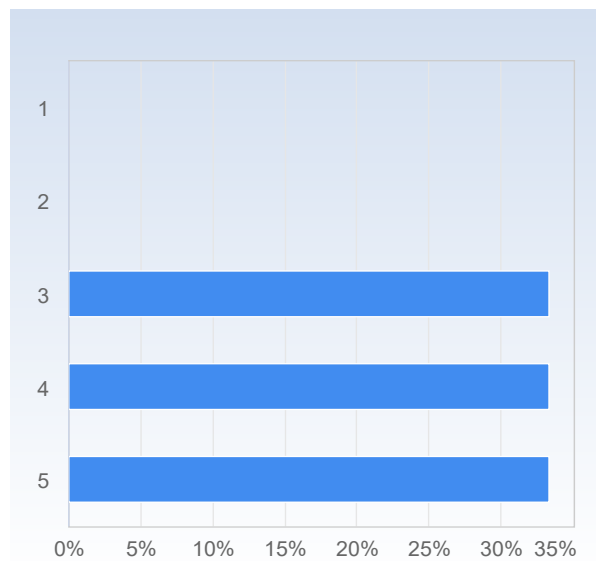
The course has increased my ability to cooperate.	Number of responses
1	0 (0.0%)
2	0 (0.0%)
3	1 (33.3%)
4	1 (33.3%)
5	1 (33.3%)
Total	3 (100.0%)



	Mean	Standard Deviation
The course has increased my ability to cooperate.	4.0	1.0

### The course has increased my ability to search and process information.

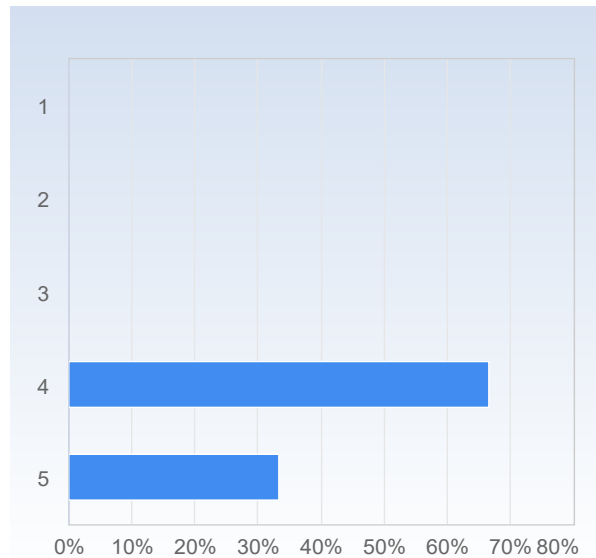
The course has increased my ability to search and process information.	Number of responses
1	0 (0.0%)
2	0 (0.0%)
3	1 (33.3%)
4	1 (33.3%)
5	1 (33.3%)
Total	3 (100.0%)



	Mean	Standard Deviation
The course has increased my ability to search and process information.	4.0	1.0

## The course has increased my ability to analyze and solve problems.

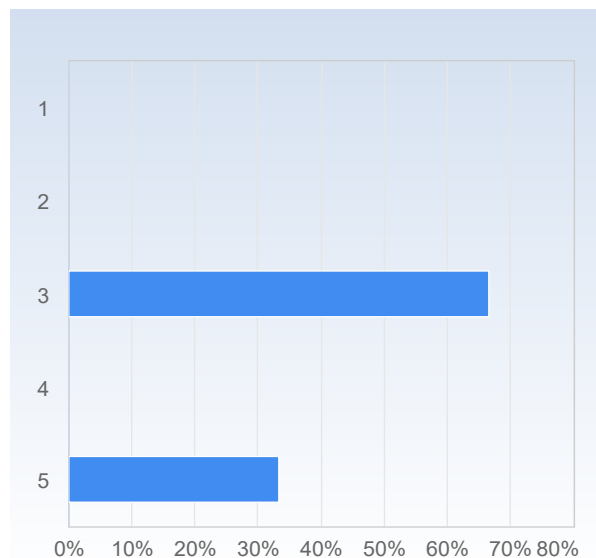
The course has increased my ability to analyze and solve problems.	Number of responses
1	0 (0.0%)
2	0 (0.0%)
3	0 (0.0%)
4	2 (66.7%)
5	1 (33.3%)
Total	3 (100.0%)



The course has increased my ability to analyze and solve problems.	Mean	Standard Deviation
	4.3	0.6

## As a result of this course, I feel confident about tackling unfamiliar problems.

As a result of this course, I feel confident about tackling unfamiliar problems.	Number of responses
1	0 (0.0%)
2	0 (0.0%)
3	2 (66.7%)
4	0 (0.0%)
5	1 (33.3%)
Total	3 (100.0%)



As a result of this course, I feel confident about tackling unfamiliar problems.	Mean	Standard Deviation
	3.7	1.2

## What did you appreciate most with the course?

What did you appreciate most with the course?

The lecture and the book were very similar, so if i missed a lecture i could easily read it up in the book. Also the lecturer has a very bright knowledge in the subject and could nearly always answer the upcoming questions.

The collaboration with others

## What do you think should be improved?

What do you think should be improved?

Sometimes it is hard to read the notes on the blackboard because the lecturer uses a lot of shortcuts for writing down stuff.

Practice more.

**Have you during this course experienced course literature, staff or teaching methods to be discriminatory in any way (gender, ethnicity, etc.)?**

Have you during this course experienced course literature, staff or teaching methods to be discriminatory in any way (gender, ethnicity, etc.)?

No.

No