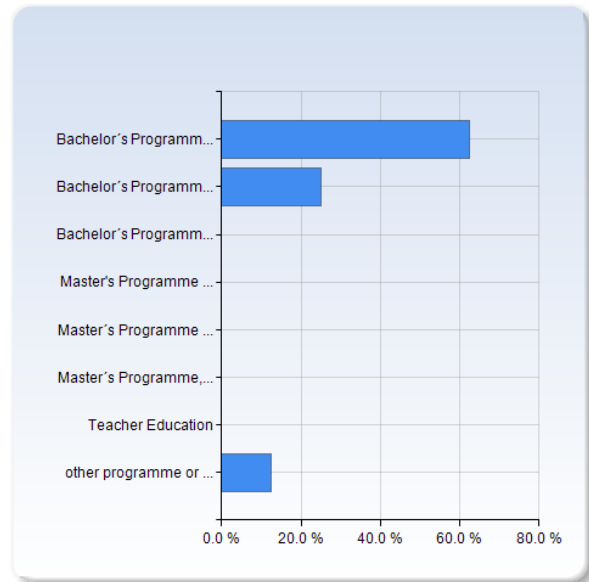


## MATB24 VT 2021

Answer Count: 8

### I have studied this course as part of

I have studied this course as part of	Number of Responses
Bachelor's Programme in Mathematics	5 (62.5%)
Bachelor's Programme in Physics, Theoretical Physics, Astronomy	2 (25.0%)
Bachelor's Programme, other specialization	0 (0.0%)
Master's Programme in Mathematics	0 (0.0%)
Master's Programme in Mathematical Statistics	0 (0.0%)
Master's Programme, other specialization	0 (0.0%)
Teacher Education	0 (0.0%)
other programme or as stand alone course	1 (12.5%)
<b>Total</b>	<b>8 (100.0%)</b>

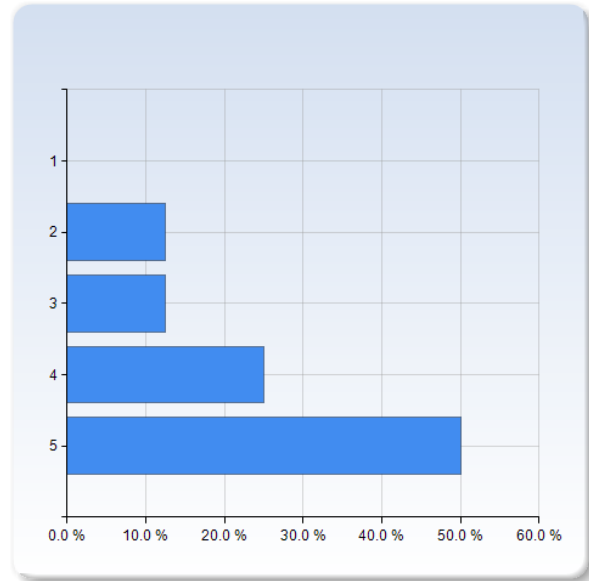


I have studied this course as part of	Mean	Standard Deviation
I have studied this course as part of	2.1	2.4

On the scale 1-5 select the option that best matches your opinion: 1= disagree completely → 3= partly agree → 5= agree completely

**2. My prior knowledge has been sufficient to assimilate the contents of this course.**

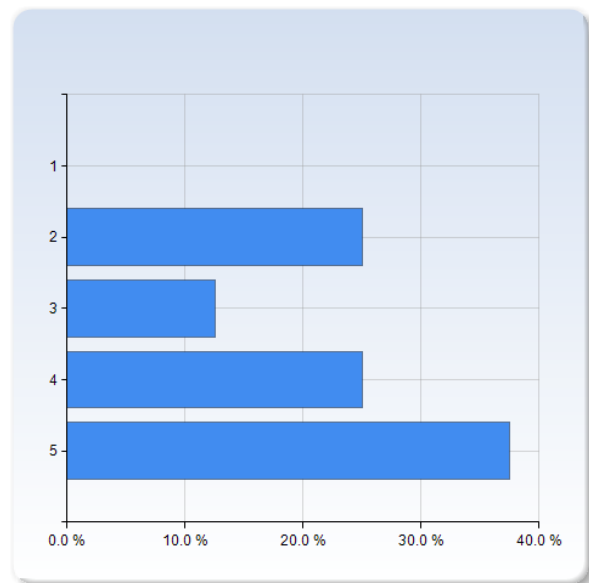
2. My prior knowledge has been sufficient to assimilate the contents of this course.	Number of Responses
1	0 (0.0%)
2	1 (12.5%)
3	1 (12.5%)
4	2 (25.0%)
5	4 (50.0%)
Total	8 (100.0%)



	Mean	Standard Deviation
2. My prior knowledge has been sufficient to assimilate the contents of this course.	4.1	1.1

**3. I have participated actively in the course.**

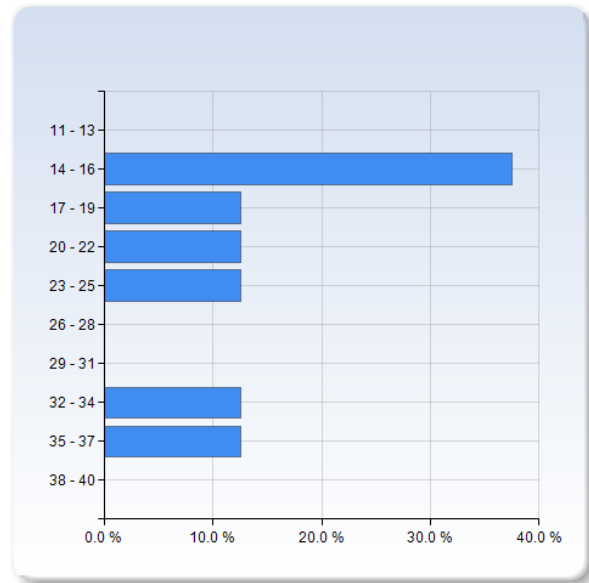
3. I have participated actively in the course.	Number of Responses
1	0 (0.0%)
2	2 (25.0%)
3	1 (12.5%)
4	2 (25.0%)
5	3 (37.5%)
Total	8 (100.0%)



	Mean	Standard Deviation
3. I have participated actively in the course.	3.8	1.3

**Average number of hours spent in total on the course per week (including scheduled activities):**

Average number of hours spent in total on the course per week (including scheduled activities):	Number of Responses
11 - 13	0 (0.0%)
14 - 16	3 (37.5%)
17 - 19	1 (12.5%)
20 - 22	1 (12.5%)
23 - 25	1 (12.5%)
26 - 28	0 (0.0%)
29 - 31	0 (0.0%)
32 - 34	1 (12.5%)
35 - 37	1 (12.5%)
38 - 40	0 (0.0%)
Total	8 (100.0%)



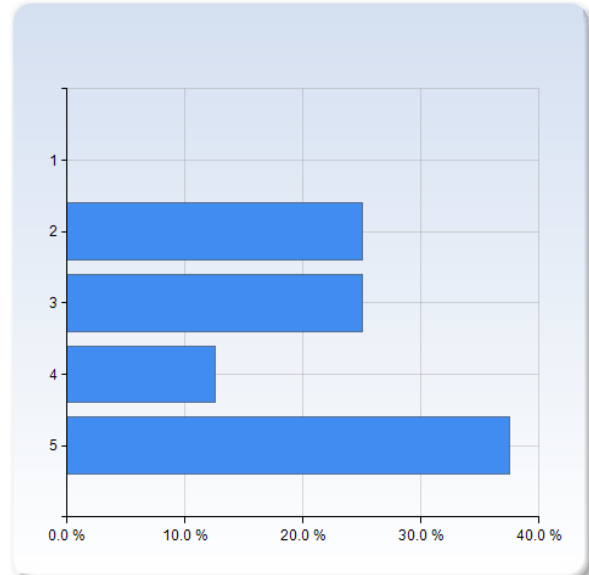
Average number of hours spent in total on the course per week (including scheduled activities):	Mean	Standard Deviation
	21.9	7.8

## The course in general

On the scale 1-5 select the option that best matches your opinion: 1= disagree completely → 3= partly agree → 5= agree completely

The way the course was taught and organised suited me.

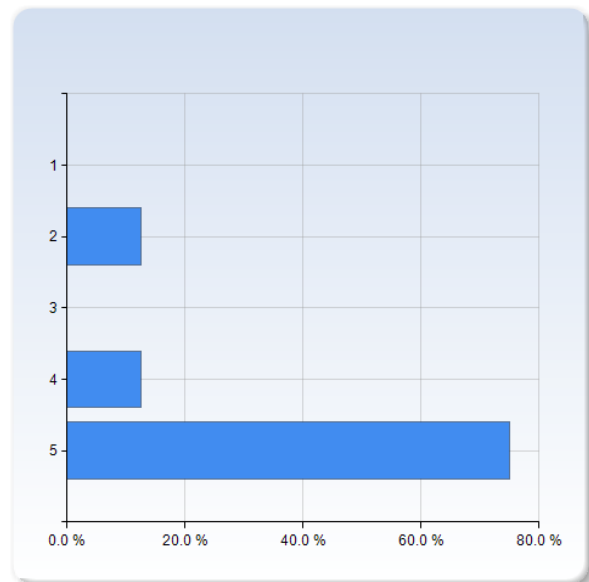
The way the course was taught and organised suited me.	Number of Responses
1	0 (0.0%)
2	2 (25.0%)
3	2 (25.0%)
4	1 (12.5%)
5	3 (37.5%)
Total	8 (100.0%)



	Mean	Standard Deviation
The way the course was taught and organised suited me.	3.6	1.3

The number of teacher lead activities (lectures, seminars etc.) has been satisfactory.

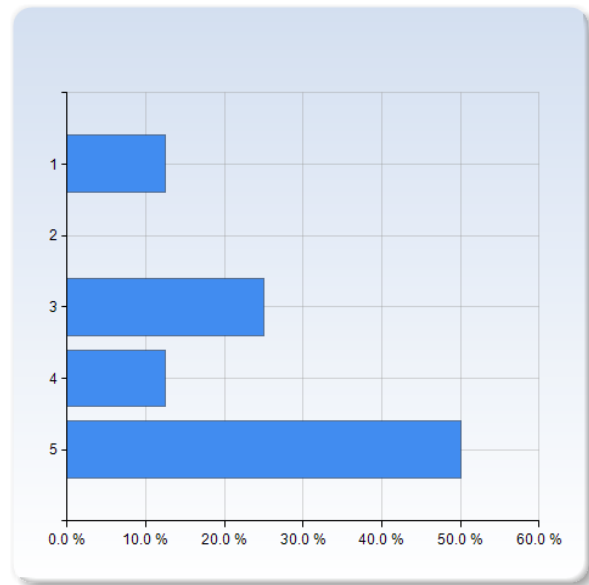
The number of teacher lead activities (lectures, seminars etc.) has been satisfactory.	Number of Responses
1	0 (0.0%)
2	1 (12.5%)
3	0 (0.0%)
4	1 (12.5%)
5	6 (75.0%)
Total	8 (100.0%)



	Mean	Standard Deviation
The number of teacher lead activities (lectures, seminars etc.) has been satisfactory.	4.5	1.1

### The lectures were valuable for my learning.

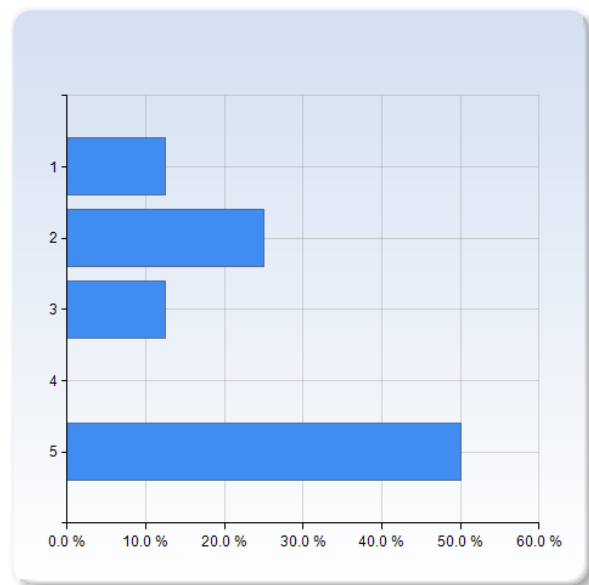
The lectures were valuable for my learning.	Number of Responses
1	1 (12.5%)
2	0 (0.0%)
3	2 (25.0%)
4	1 (12.5%)
5	4 (50.0%)
Total	8 (100.0%)



The lectures were valuable for my learning.	Mean	Standard Deviation
	3.9	1.5

### The seminars were valuable for my learning.

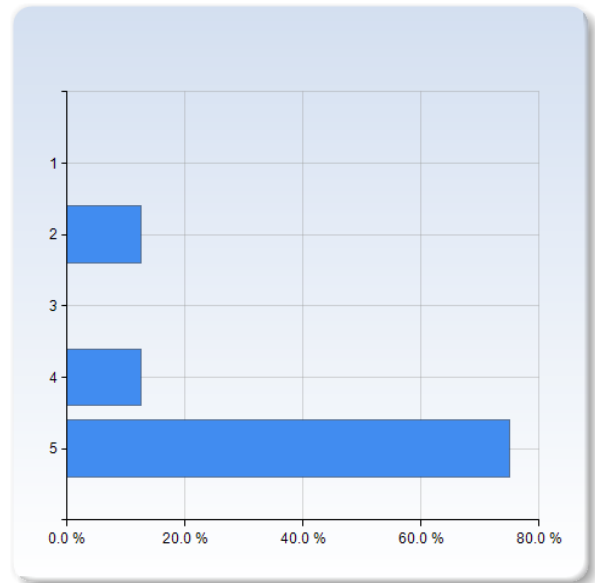
The seminars were valuable for my learning.	Number of Responses
1	1 (12.5%)
2	2 (25.0%)
3	1 (12.5%)
4	0 (0.0%)
5	4 (50.0%)
Total	8 (100.0%)



	Mean	Standard Deviation
The seminars were valuable for my learning.	3.5	1.7

**Studying on my own was valuable for my learning.**

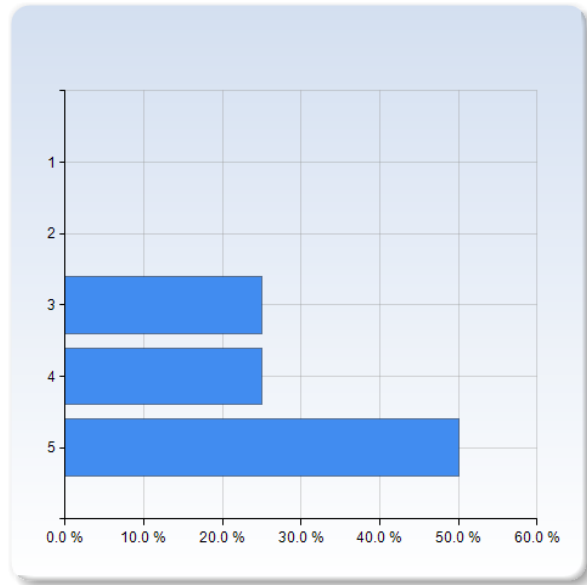
Studying on my own was valuable for my learning.	Number of Responses
1	0 (0.0%)
2	1 (12.5%)
3	0 (0.0%)
4	1 (12.5%)
5	6 (75.0%)
Total	8 (100.0%)



	Mean	Standard Deviation
Studying on my own was valuable for my learning.	4.5	1.1

**The course literature/material was a valuable learning resource.**

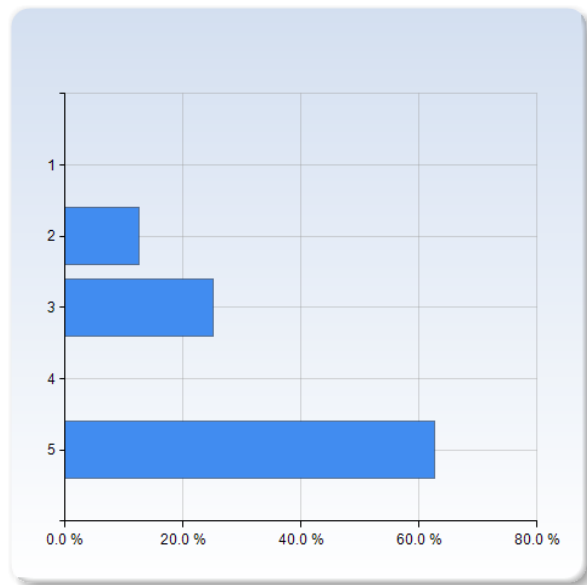
The course literature/material was a valuable learning resource.	Number of Responses
1	0 (0.0%)
2	0 (0.0%)
3	2 (25.0%)
4	2 (25.0%)
5	4 (50.0%)
Total	8 (100.0%)



The course literature/material was a valuable learning resource.	Mean	Standard Deviation
	4.3	0.9

**The information I received before the course start was satisfactory.**

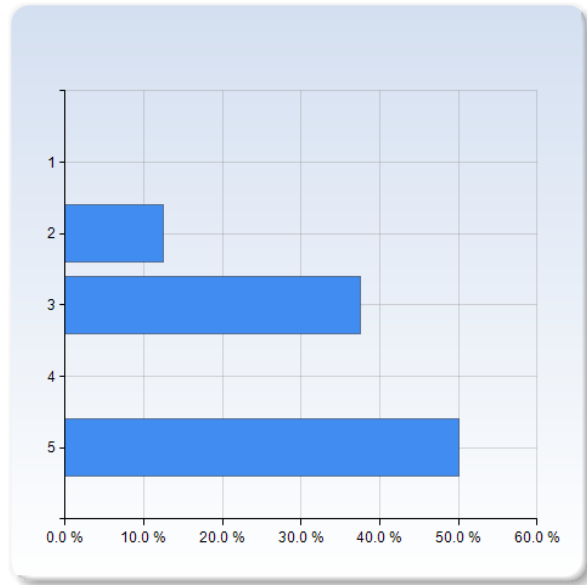
The information I received before the course start was satisfactory.	Number of Responses
1	0 (0.0%)
2	1 (12.5%)
3	2 (25.0%)
4	0 (0.0%)
5	5 (62.5%)
Total	8 (100.0%)



The information I received before the course start was satisfactory.	Mean	Standard Deviation
	4.1	1.2

**The communication with the teaching staff during the course was good.**

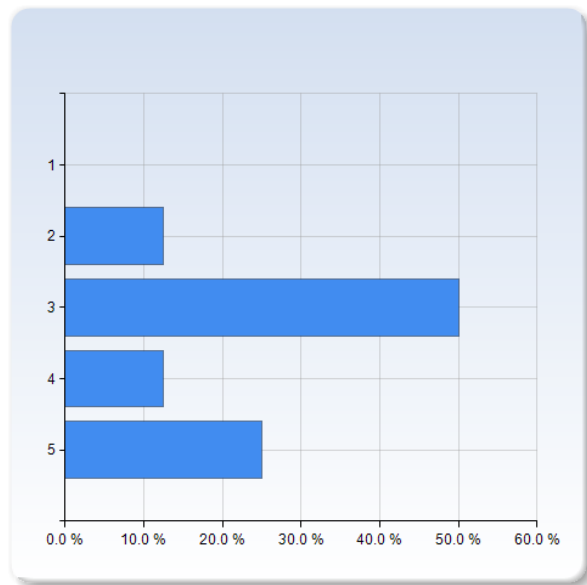
The communication with the teaching staff during the course was good.	Number of Responses
1	0 (0.0%)
2	1 (12.5%)
3	3 (37.5%)
4	0 (0.0%)
5	4 (50.0%)
Total	8 (100.0%)



The communication with the teaching staff during the course was good.	Mean	Standard Deviation
	3.9	1.2

**It was clear throughout the course what was expected of me.**

It was clear throughout the course what was expected of me.	Number of Responses
1	0 (0.0%)
2	1 (12.5%)
3	4 (50.0%)
4	1 (12.5%)
5	2 (25.0%)
Total	8 (100.0%)

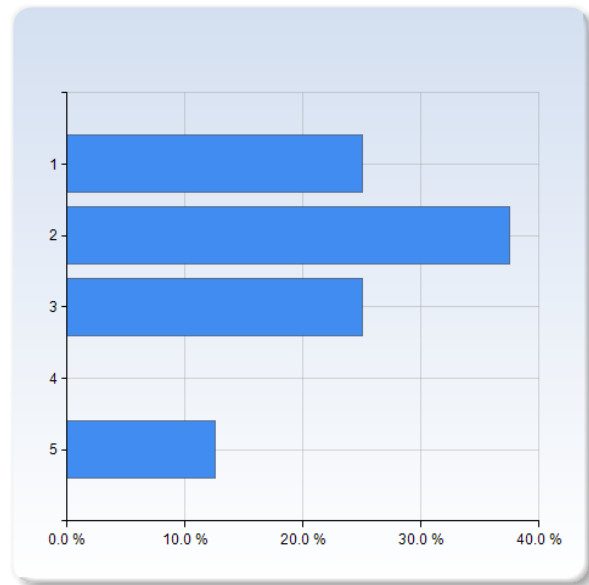


It was clear throughout the course what was expected of me.	Mean	Standard Deviation
	3.5	1.1



**I have received valuable feedback from my teacher/teachers during the course.**

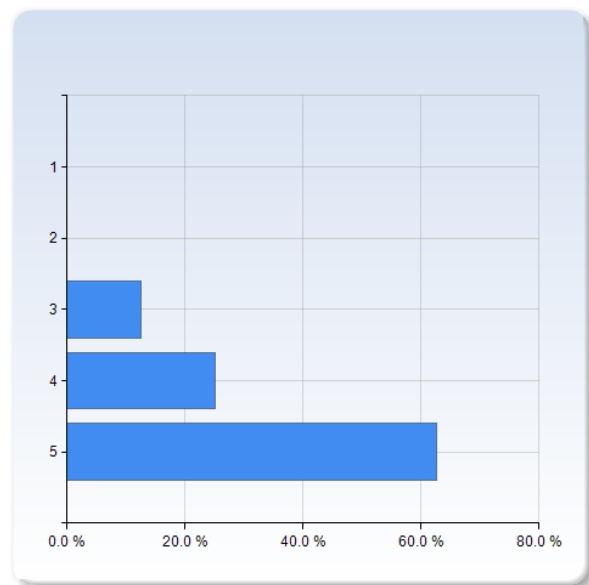
I have received valuable feedback from my teacher /teachers during the course.	Number of Responses
1	2 (25.0%)
2	3 (37.5%)
3	2 (25.0%)
4	0 (0.0%)
5	1 (12.5%)
Total	8 (100.0%)



I have received valuable feedback from my teacher/teachers during the course.	Mean	Standard Deviation
	2.4	1.3

**The course had a reasonable workload.**

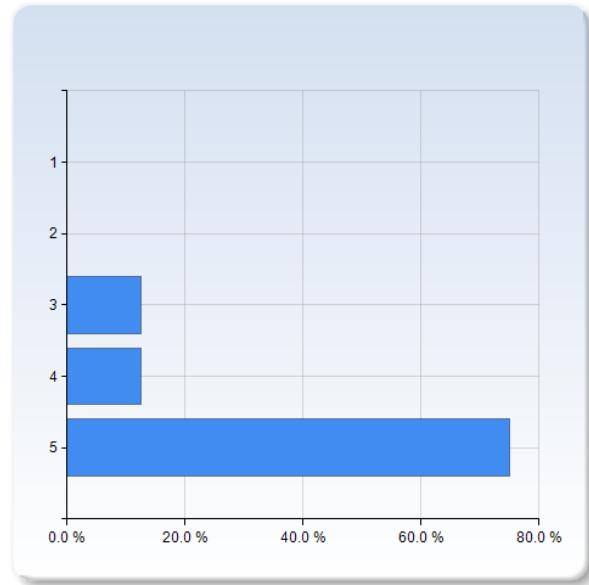
The course had a reasonable workload.	Number of Responses
1	0 (0.0%)
2	0 (0.0%)
3	1 (12.5%)
4	2 (25.0%)
5	5 (62.5%)
Total	8 (100.0%)



The course had a reasonable workload.	Mean	Standard Deviation
	4.5	0.8

**The workload was evenly distributed throughout the course.**

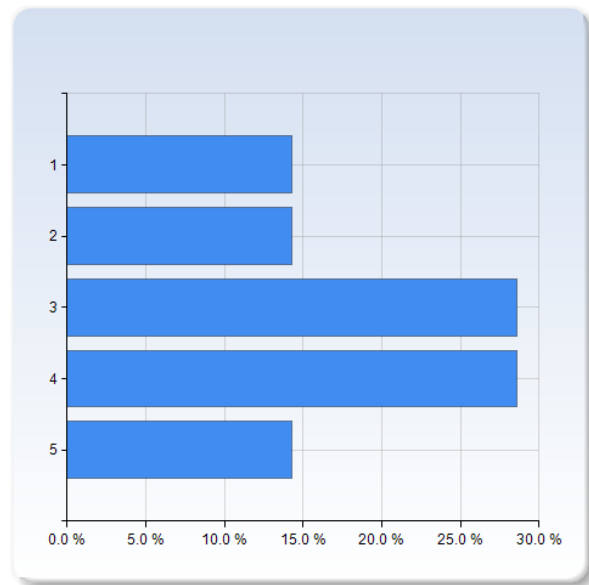
The workload was evenly distributed throughout the course.	Number of Responses
1	0 (0.0%)
2	0 (0.0%)
3	1 (12.5%)
4	1 (12.5%)
5	6 (75.0%)
Total	8 (100.0%)



The workload was evenly distributed throughout the course.	Mean	Standard Deviation
	4.6	0.7

**The examination matched the contents and level of the course.**

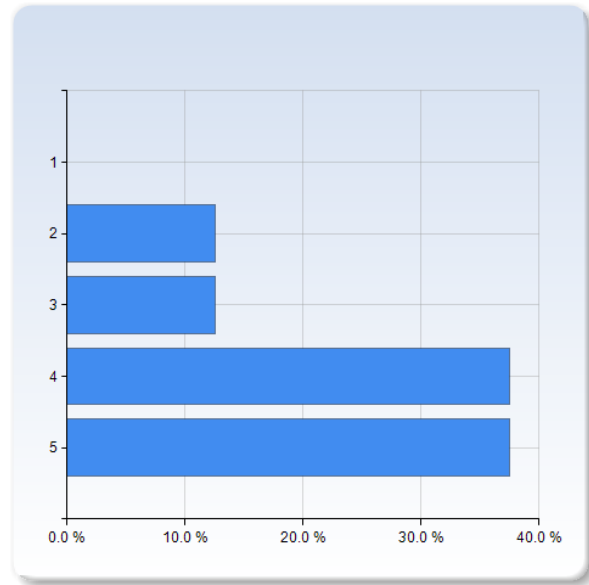
The examination matched the contents and level of the course.	Number of Responses
1	1 (14.3%)
2	1 (14.3%)
3	2 (28.6%)
4	2 (28.6%)
5	1 (14.3%)
Total	7 (100.0%)



The examination matched the contents and level of the course.	Mean	Standard Deviation
	3.1	1.3

**Overall, I am satisfied with the course.**

Overall, I am satisfied with the course.	Number of Responses
1	0 (0.0%)
2	1 (12.5%)
3	1 (12.5%)
4	3 (37.5%)
5	3 (37.5%)
Total	8 (100.0%)

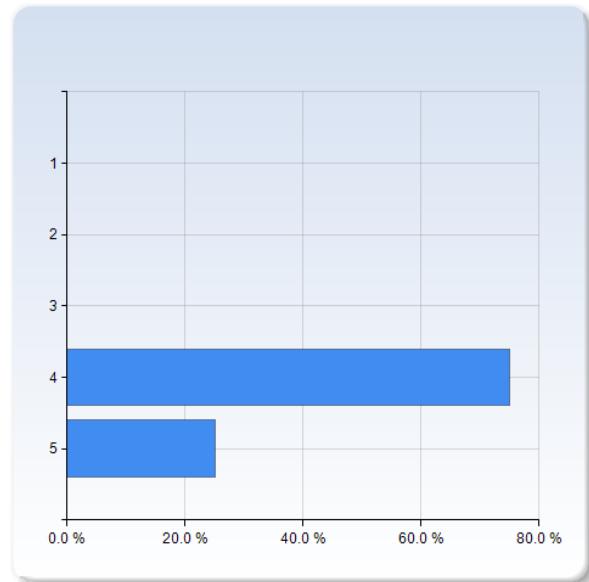


	Mean	Standard Deviation
Overall, I am satisfied with the course.	4.0	1.1

**On the development of generic skills**

**On a scale 1-5 select the option that best matches your opinion: 1= disagree completely → 3= partly agree → 5= agree completely**  
**The course has increased my ability to read a mathematical text.**

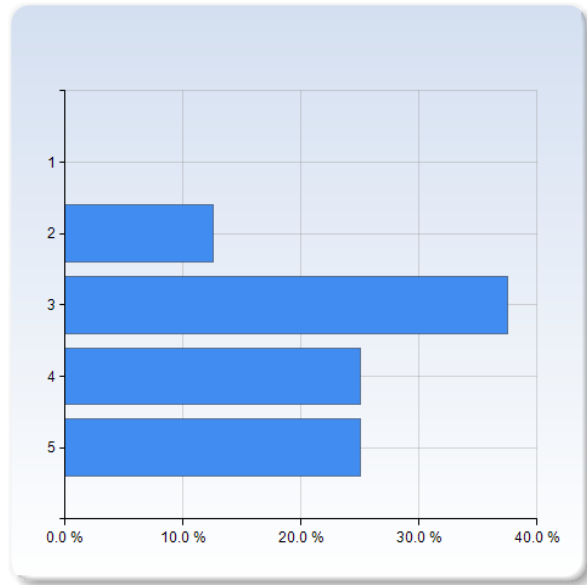
The course has increased my ability to read a mathematical text.	Number of Responses
1	0 (0.0%)
2	0 (0.0%)
3	0 (0.0%)
4	6 (75.0%)
5	2 (25.0%)
Total	8 (100.0%)



	Mean	Standard Deviation
The course has increased my ability to read a mathematical text.	4.3	0.5

**The course has increased my ability to communicate the subject in writing.**

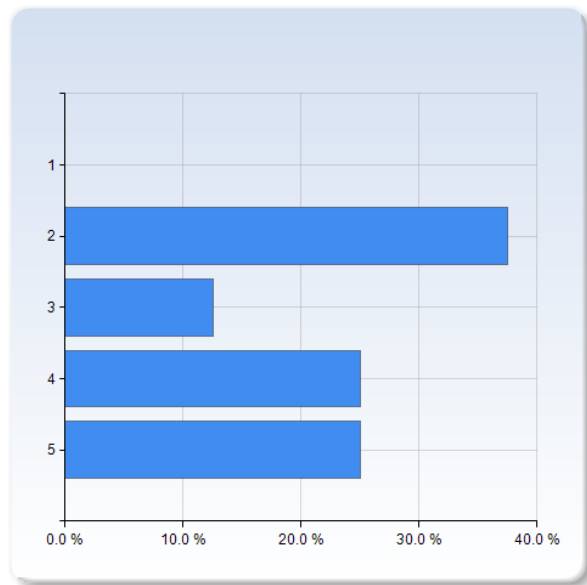
The course has increased my ability to communicate the subject in writing.	Number of Responses
1	0 (0.0%)
2	1 (12.5%)
3	3 (37.5%)
4	2 (25.0%)
5	2 (25.0%)
Total	8 (100.0%)



	Mean	Standard Deviation
The course has increased my ability to communicate the subject in writing.	3.6	1.1

**The course has increased my ability to communicate the subject orally.**

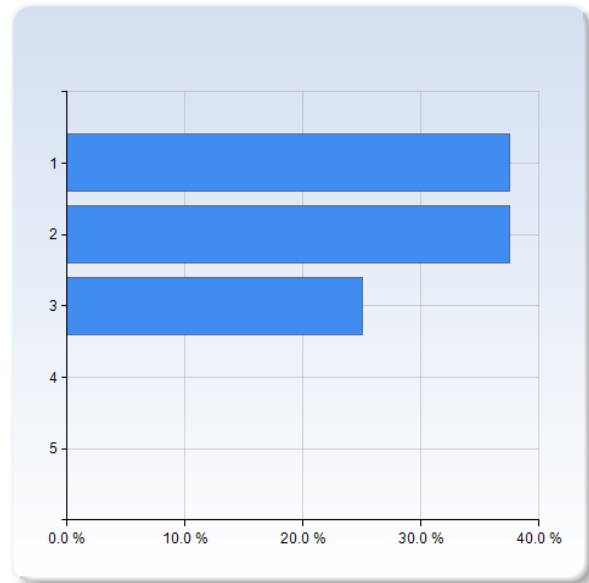
The course has increased my ability to communicate the subject orally.	Number of Responses
1	0 (0.0%)
2	3 (37.5%)
3	1 (12.5%)
4	2 (25.0%)
5	2 (25.0%)
Total	8 (100.0%)



	Mean	Standard Deviation
The course has increased my ability to communicate the subject orally.	3.4	1.3

### The course has increased my ability to cooperate.

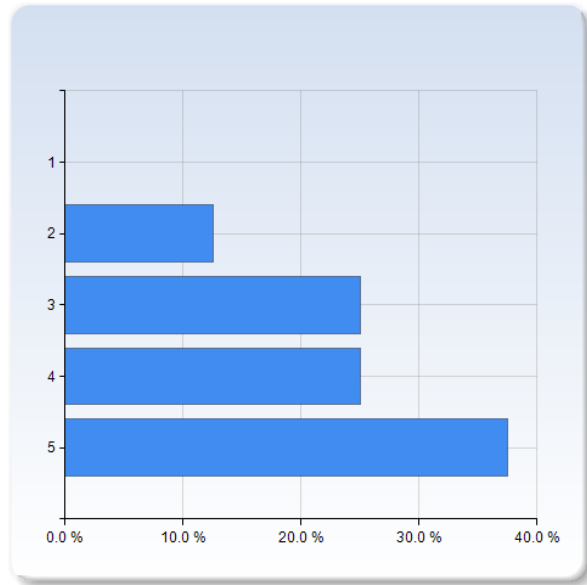
The course has increased my ability to cooperate.	Number of Responses
1	3 (37.5%)
2	3 (37.5%)
3	2 (25.0%)
4	0 (0.0%)
5	0 (0.0%)
Total	8 (100.0%)



	Mean	Standard Deviation
The course has increased my ability to cooperate.	1.9	0.8

**The course has increased my ability to search and process information.**

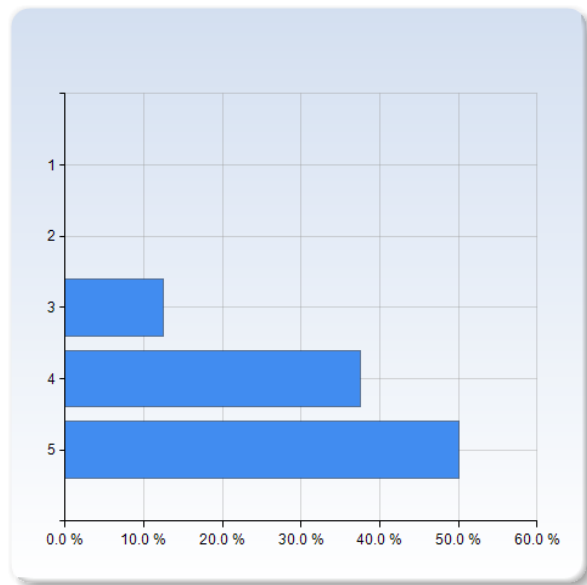
The course has increased my ability to search and process information.	Number of Responses
1	0 (0.0%)
2	1 (12.5%)
3	2 (25.0%)
4	2 (25.0%)
5	3 (37.5%)
Total	8 (100.0%)



The course has increased my ability to search and process information.	Mean	Standard Deviation
	3.9	1.1

**The course has increased my ability to analyze and solve problems.**

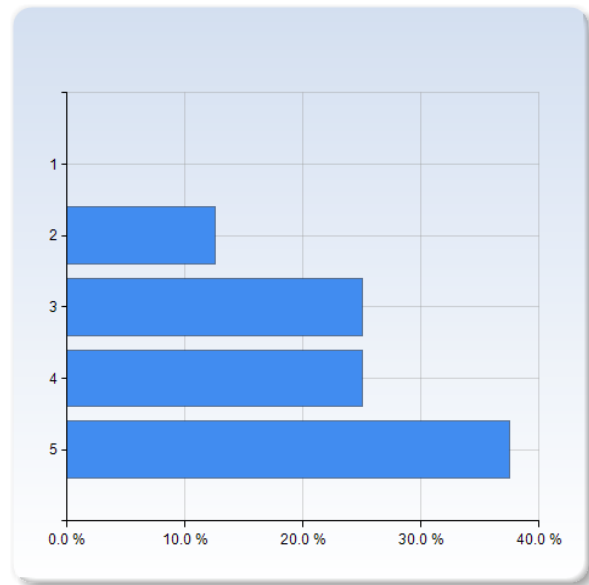
The course has increased my ability to analyze and solve problems.	Number of Responses
1	0 (0.0%)
2	0 (0.0%)
3	1 (12.5%)
4	3 (37.5%)
5	4 (50.0%)
Total	8 (100.0%)



The course has increased my ability to analyze and solve problems.	Mean	Standard Deviation
	4.4	0.7

## As a result of this course, I feel confident about tackling unfamiliar problems.

As a result of this course, I feel confident about tackling unfamiliar problems.	Number of Responses
1	0 (0.0%)
2	1 (12.5%)
3	2 (25.0%)
4	2 (25.0%)
5	3 (37.5%)
Total	8 (100.0%)



	Mean	Standard Deviation
As a result of this course, I feel confident about tackling unfamiliar problems.	3.9	1.1

## What did you appreciate most with the course?

What did you appreciate most with the course?

That the lectures were recorded.

The seminars.

The mathematical rigour.

Yacin is a great teacher. Always explains everything in very comprehensive, thorough and detailed way. It is also very beneficial that he starts every lecture with a short review of the previous lecture.

Regarding the seminars, the solved exercises from Seminars posted on pdf were a great resource and very helpful.

I found that this course sharpened my knowledge of analysis. Personally, after the first year of studies, my grasp of analysis was not particularly strong, but this could be attributed to my own effort in the first year. This course however gave more a deeper understanding and appreciation for analysis that I didn't get in the first year.

The underlying topics! Very interesting and useful stuff for me as a physics student!

The structure was really good and both the seminars and lectures were very clear and helpful.

Communication with the professor (during the lectures and via email). Lectures were clear and easy to follow, although I would appreciate some kind of notes that I could follow during the lectures.

I liked the course material a lot, it was great. Also Yacins lectures were good and he is a very good teacher. He explained everything very well and I liked that he did short repetitions of something we had gone through in the previous weeks when he went through something new so it was easier to follow. Generally very happy with the course!

Also Douglas the seminar teacher was really good, he explained things in a very clear way and made sure you understood it. He also uploaded solutions of the exercises since there was a clash in the schedule, and I really appreciated that.

## What do you think should be improved?

What do you think should be improved?

I think a set of lecture notes would be really helpful. Vretblad's book was great but it was incredibly confusing at times trying to understand what different notations are referring to (even though Mr Ameur made it clear in the lectures that there were differences). Lecture notes would also make it easier for the student to know what is expected of them.

The seminars were very slow. On average 4-5 exercises were solved on the seminars. If it was not for the solved exercises posted on pdf (which were indeed a great resource and very much appreciated), one could not possibly have covered the course material in that pace. I suggest that the seminar teacher would have the solutions ready beforehand and present them somehow, not solve the exercises in real time.

Personally I had a hard time understanding the lectures. I felt like it went very fast at occasions, yet we at some day's we didn't manage to cover all the planned contents of the lecture. I highly recommend future students to read the relevant chapter/pages of an upcoming lecture's contents before the lecture itself.

Also sometimes I felt like not all course contents were necessary for the exam. Student typically study (sometimes solely) past exams when preparing for the exams.

Another note: I felt like studying for the oral exam helped a lot for my theoretical understanding of the course. I feel like if the oral exam was before the written exam, I could have performed a lot better.

Well the examination did not match the difficulty from previous exams; Take home exams are often harder which results in lower results. Overall I think this course was conducted very well!

I think that it could be nice to have everyone turn their camera on, at least in the seminars. I have found that that creates better discussions and I personally am more likely to ask questions if I know who is there.

I think it would be beneficial if all the lectures were recorded.

Not much to be honest, it was one of the best taught and organised courses I have taken.

## Have you during this course experienced course literature, staff or teaching methods to be discriminatory in any way (gender, ethnicity, etc.)?

Have you during this course experienced course literature, staff or teaching methods to be discriminatory in any way (gender, ethnicity, etc.)?

No.

Not at all

I experienced no discrimination.

No

No

No.

No





LUNDS  
UNIVERSITET

Matematikcentrum

Matematik NF

## Sammanställning för MATB24 Linjär analys, vt 2021

**Kursansvarig:** Yacin Ameur

**Antal godkända studenter:** 17 (betyg G eller VG). (Totalt antal aktiva studenter är lite oklart, men 34 studenter har någon gång besökt kursens canvas-sida.)

### Utvärdering

**Sammanfattning av kursvärderingen:** Se följande sidor.

**Lärarens kommentarer:** Pga corona-restriktioner har vi filmat föreläsningar och streamat dem via zoom. I början av kursen spelades föreläsningarna inte in, men efter ett tag började vi att göra detta och lade ut inspelningarna på kursens hemsida. Seminarierna streamades live. Även om det är en förhållandevis trist undervisningsform, så är det den bästa online-variant jag har provat hittills. Eftersom vi fick in relativt få kursvärderingar så är det svårt att dra några säkra slutsatser, men en majoritet av de studenter som har svarat är i alla fall inte helt missnöjda.

**Utvärdering av förändringar sedan förra kurstillfället:** Inga större ändringar vad gäller kursens innehåll.

**Förslag till förändringar inför nästa kurstillfälle:** Återgå till normal undervisning så snart som möjligt.

**Sammanställare och datum för sammanställningen:** Yacin Ameur, 2 September 2021.

