

Course report MATM36 Topology vt 2021

Teacher: Sandra Pott

Number of students: 28

Outcomes: 0 fail, 7 pass (G), 21 pass with distinction (VG)

Evaluation

I. Summary of the course evaluation

Number of responses: 1

Short summary of results: The only student who responded was not happy with the course (2 on a scale from 1-5). This student appreciated the course literature, but not the lectures and seminars.

II. Teacher commentary

The teacher thought that the course went ok for the circumstances, but that the lack of personal contact was frustrating, and that it was difficult to find working formats for seminars, discussions, and giving feedback.

The teacher had the impression that the lectures themselves went reasonably well, judging from informal feedback from the students. While the exam may have been slightly easier than last year, the teacher thinks that the good results reflect a high level of motivation and achievement in the class.

III. Evaluation of changes since the last time the course was given

The course MATM36 was given for the first time in 2021, but it replaces the course MATM16 (which was last given in 2020, also with distance teaching). The format and organisation of the course was very similar (apart from the format of the written exam, which changed from a 24-hour home exam to a 6-hour home exam), and an improved Canvas webpage.

IV. Suggestions for changes

I very much hope that the course can be given directly next time, and not via distance teaching. Even though Zoom lectures seem to work reasonably well and Canvas is a useful digital tool, it is difficult to replace direct contact when it comes to discussions, seminars, and giving feedback.

Moreover, efforts should be made to improve the response rate to the course evaluation next time.

2021-09-01, collated by Sandra Pott

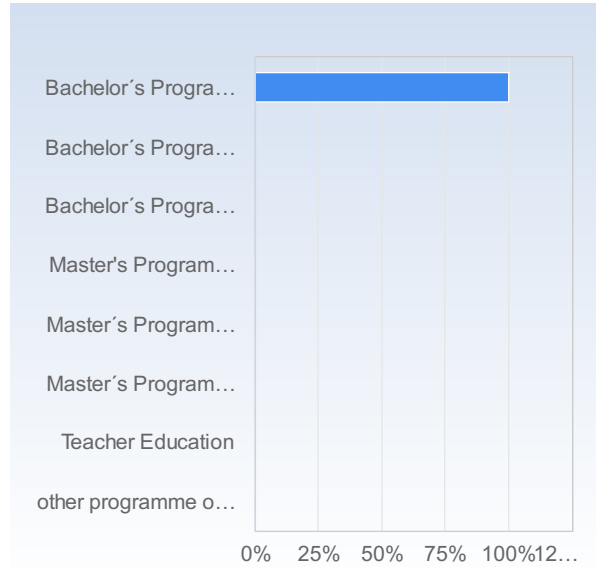
Sammanställningen skickas till anna-maria.persson@math.lu.se.

TopologyVT21

Answer Count: 1

I have studied this course as part of

I have studied this course as part of	Number of responses
Bachelor's Programme in Mathematics	1 (100,0%)
Bachelor's Programme in Physics, Theoretical Physics, Astronomy	0 (0,0%)
Bachelor's Programme, other specialization	0 (0,0%)
Master's Programme in Mathematics	0 (0,0%)
Master's Programme in Mathematical Statistics	0 (0,0%)
Master's Programme, other specialization	0 (0,0%)
Teacher Education	0 (0,0%)
other programme or as stand alone course	0 (0,0%)
Total	1 (100,0%)

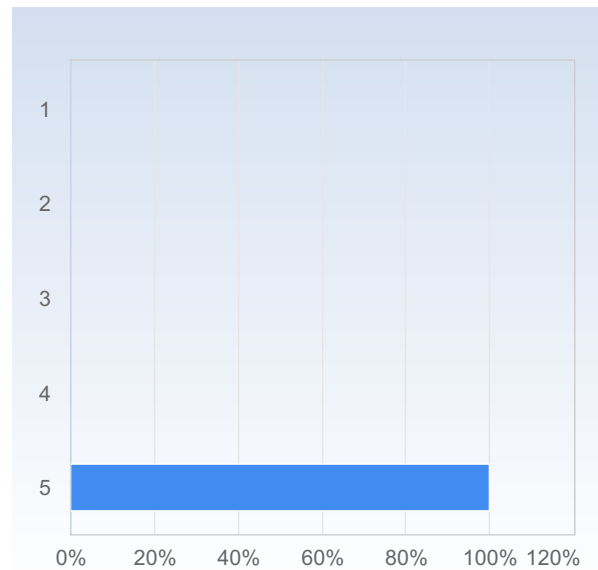


I have studied this course as part of	Mean	Standard Deviation
I have studied this course as part of	1,0	0,0

On the scale 1-5 select the option that best matches your opinion: 1= disagree completely → 3= partly agree → 5= agree completely

2. My prior knowledge has been sufficient to assimilate the contents of this course.

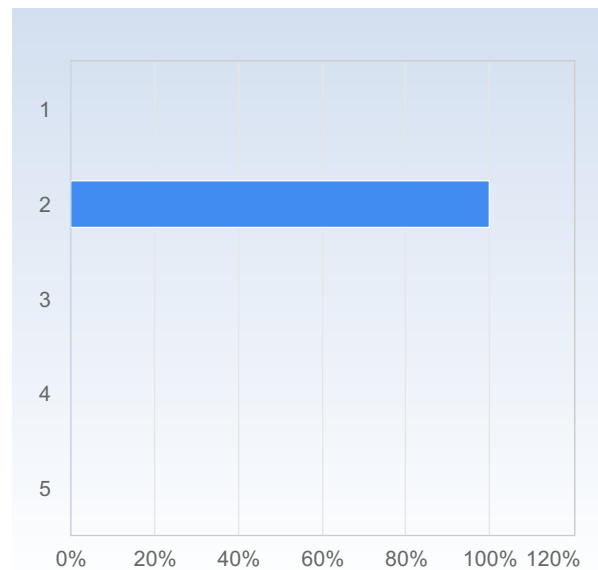
2. My prior knowledge has been sufficient to assimilate the contents of this course.	Number of responses
1	0 (0,0%)
2	0 (0,0%)
3	0 (0,0%)
4	0 (0,0%)
5	1 (100,0%)
Total	1 (100,0%)



	Mean	Standard Deviation
2. My prior knowledge has been sufficient to assimilate the contents of this course.	5,0	0,0

3. I have participated actively in the course.

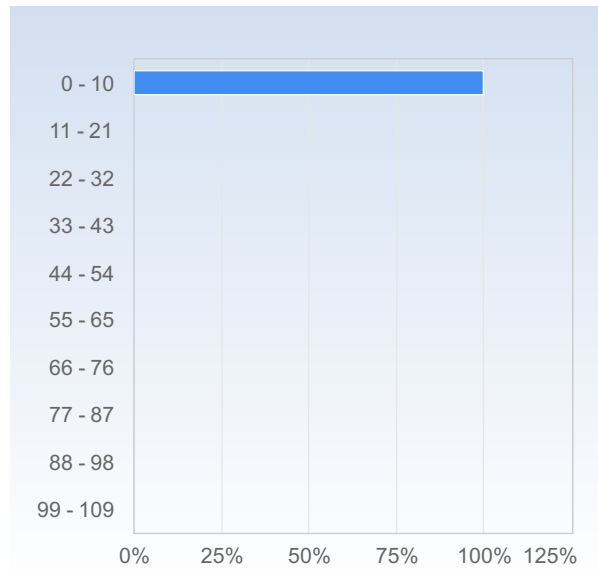
3. I have participated actively in the course.	Number of responses
1	0 (0,0%)
2	1 (100,0%)
3	0 (0,0%)
4	0 (0,0%)
5	0 (0,0%)
Total	1 (100,0%)



	Mean	Standard Deviation
3. I have participated actively in the course.	2,0	0,0

Average number of hours spent in total on the course per week (including scheduled activities):

Average number of hours spent in total on the course per week (including scheduled activities):	Number of responses
0 - 10	1 (100,0%)
11 - 21	0 (0,0%)
22 - 32	0 (0,0%)
33 - 43	0 (0,0%)
44 - 54	0 (0,0%)
55 - 65	0 (0,0%)
66 - 76	0 (0,0%)
77 - 87	0 (0,0%)
88 - 98	0 (0,0%)
99 - 109	0 (0,0%)
Total	1 (100,0%)



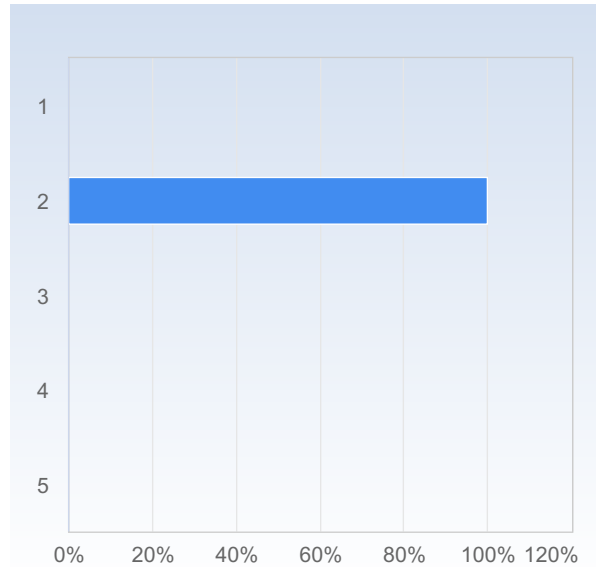
Average number of hours spent in total on the course per week (including scheduled activities):	Mean	Standard Deviation
	4,0	0,0

The course in general

On the scale 1-5 select the option that best matches your opinion: 1= disagree completely → 3= partly agree → 5= agree completely

The way the course was taught and organised suited me.

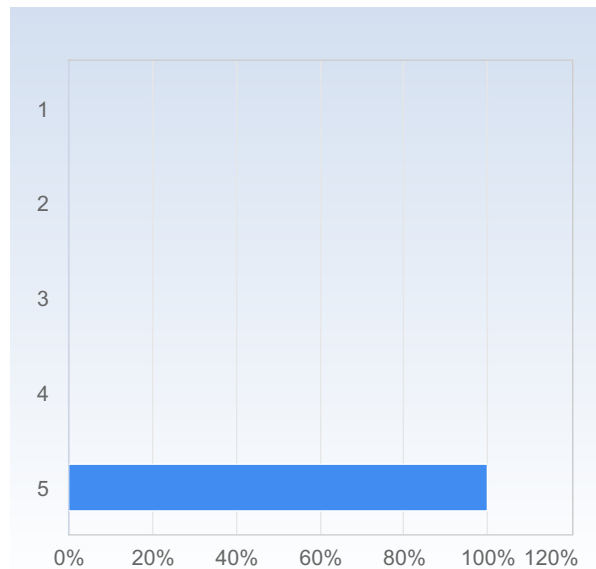
The way the course was taught and organised suited me.	Number of responses
1	0 (0,0%)
2	1 (100,0%)
3	0 (0,0%)
4	0 (0,0%)
5	0 (0,0%)
Total	1 (100,0%)



	Mean	Standard Deviation
The way the course was taught and organised suited me.	2,0	0,0

The number of teacher lead activities (lectures, seminars etc.) has been satisfactory.

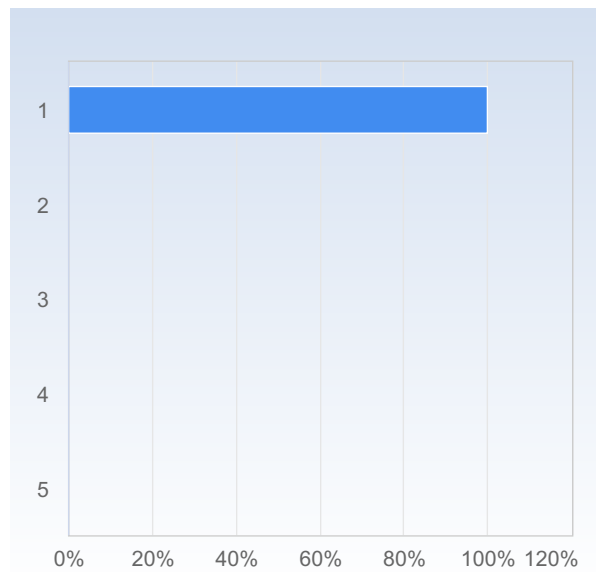
The number of teacher lead activities (lectures, seminars etc.) has been satisfactory.	Number of responses
1	0 (0,0%)
2	0 (0,0%)
3	0 (0,0%)
4	0 (0,0%)
5	1 (100,0%)
Total	1 (100,0%)



	Mean	Standard Deviation
The number of teacher lead activities (lectures, seminars etc.) has been satisfactory.	5,0	0,0

The lectures were valuable for my learning.

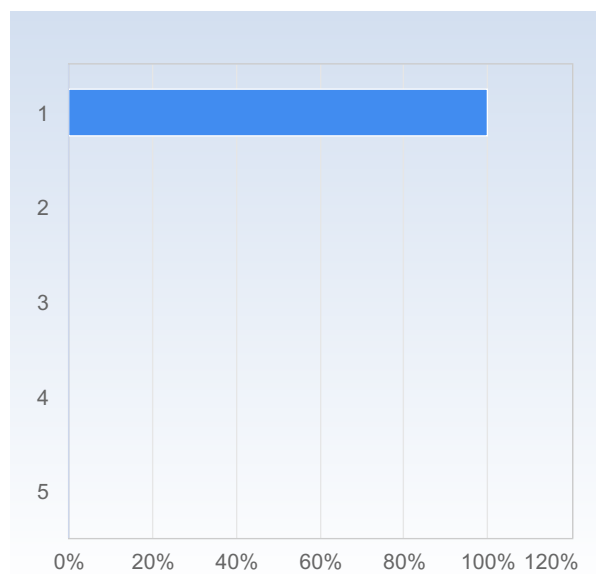
The lectures were valuable for my learning.	Number of responses
1	1 (100,0%)
2	0 (0,0%)
3	0 (0,0%)
4	0 (0,0%)
5	0 (0,0%)
Total	1 (100,0%)



The lectures were valuable for my learning.	Mean	Standard Deviation
	1,0	0,0

The seminars were valuable for my learning.

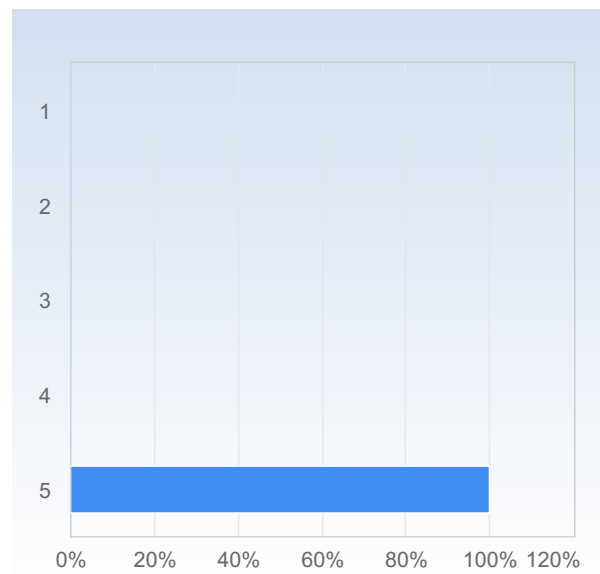
The seminars were valuable for my learning.	Number of responses
1	1 (100,0%)
2	0 (0,0%)
3	0 (0,0%)
4	0 (0,0%)
5	0 (0,0%)
Total	1 (100,0%)



	Mean	Standard Deviation
The seminars were valuable for my learning.	1,0	0,0

Studying on my own was valuable for my learning.

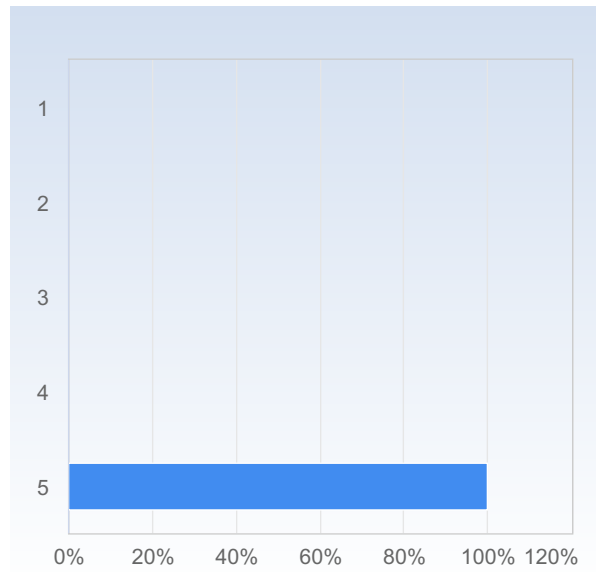
Studying on my own was valuable for my learning.	Number of responses
1	0 (0,0%)
2	0 (0,0%)
3	0 (0,0%)
4	0 (0,0%)
5	1 (100,0%)
Total	1 (100,0%)



	Mean	Standard Deviation
Studying on my own was valuable for my learning.	5,0	0,0

The course literature/material was a valuable learning resource.

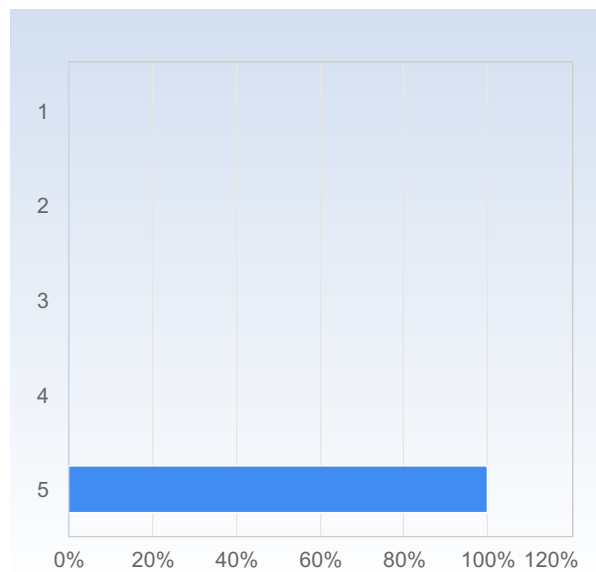
The course literature/material was a valuable learning resource.	Number of responses
1	0 (0,0%)
2	0 (0,0%)
3	0 (0,0%)
4	0 (0,0%)
5	1 (100,0%)
Total	1 (100,0%)



The course literature/material was a valuable learning resource.	Mean	Standard Deviation
	5,0	0,0

The information I received before the course start was satisfactory.

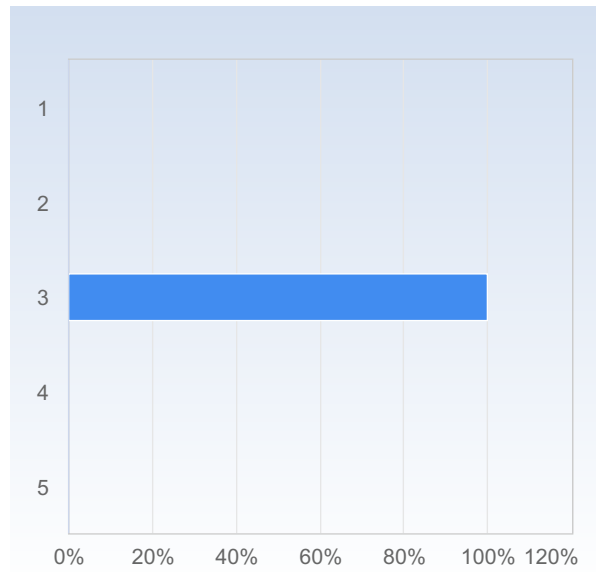
The information I received before the course start was satisfactory.	Number of responses
1	0 (0,0%)
2	0 (0,0%)
3	0 (0,0%)
4	0 (0,0%)
5	1 (100,0%)
Total	1 (100,0%)



The information I received before the course start was satisfactory.	Mean	Standard Deviation
	5,0	0,0

The communication with the teaching staff during the course was good.

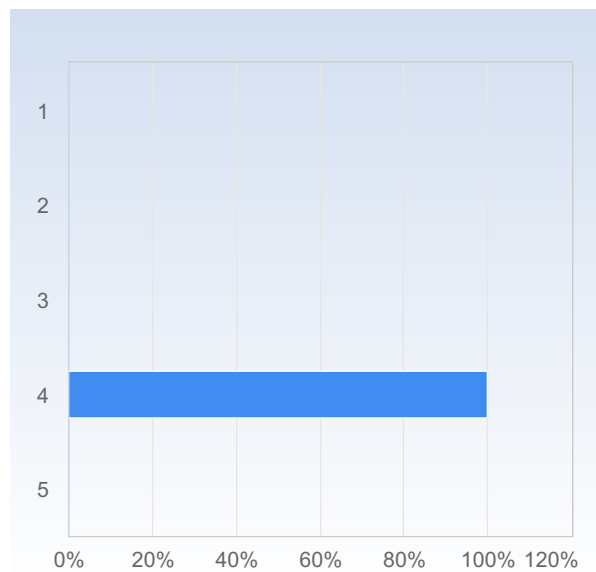
The communication with the teaching staff during the course was good.	Number of responses
1	0 (0,0%)
2	0 (0,0%)
3	1 (100,0%)
4	0 (0,0%)
5	0 (0,0%)
Total	1 (100,0%)



The communication with the teaching staff during the course was good.	Mean	Standard Deviation
	3,0	0,0

It was clear throughout the course what was expected of me.

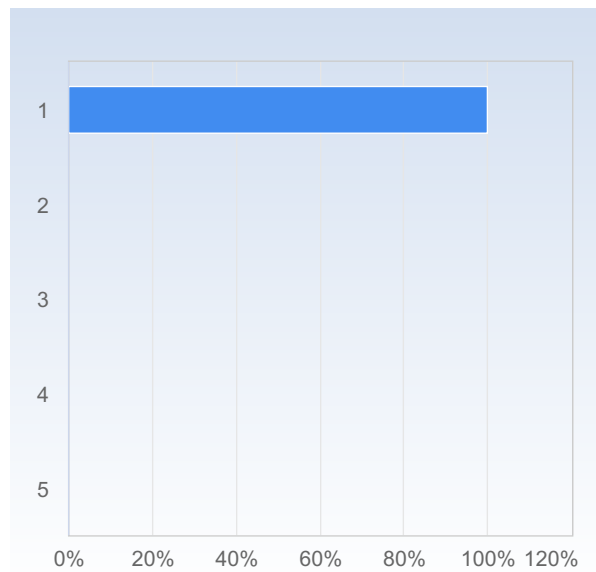
It was clear throughout the course what was expected of me.	Number of responses
1	0 (0,0%)
2	0 (0,0%)
3	0 (0,0%)
4	1 (100,0%)
5	0 (0,0%)
Total	1 (100,0%)



It was clear throughout the course what was expected of me.	Mean	Standard Deviation
	4,0	0,0

I have received valuable feedback from my teacher/teachers during the course.

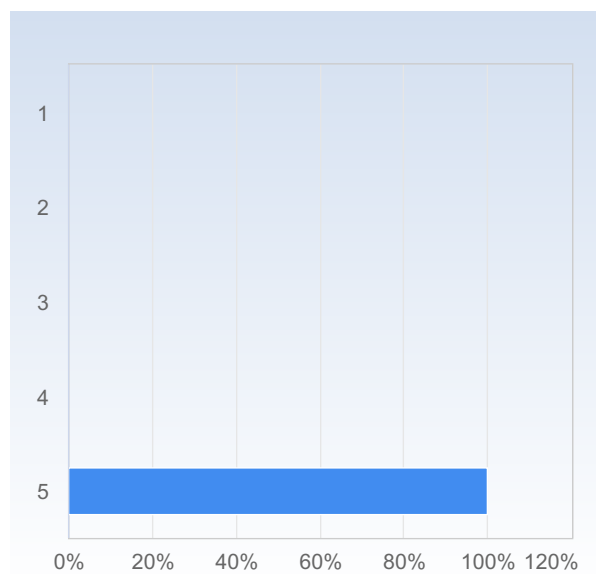
I have received valuable feedback from my teacher /teachers during the course.	Number of responses
1	1 (100,0%)
2	0 (0,0%)
3	0 (0,0%)
4	0 (0,0%)
5	0 (0,0%)
Total	1 (100,0%)



I have received valuable feedback from my teacher/teachers during the course.	Mean	Standard Deviation
	1,0	0,0

The course had a reasonable workload.

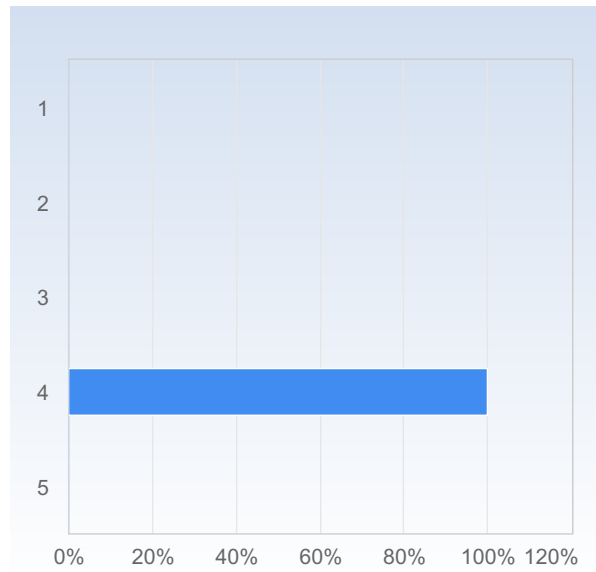
The course had a reasonable workload.	Number of responses
1	0 (0,0%)
2	0 (0,0%)
3	0 (0,0%)
4	0 (0,0%)
5	1 (100,0%)
Total	1 (100,0%)



The course had a reasonable workload.	Mean	Standard Deviation
	5,0	0,0

The workload was evenly distributed throughout the course.

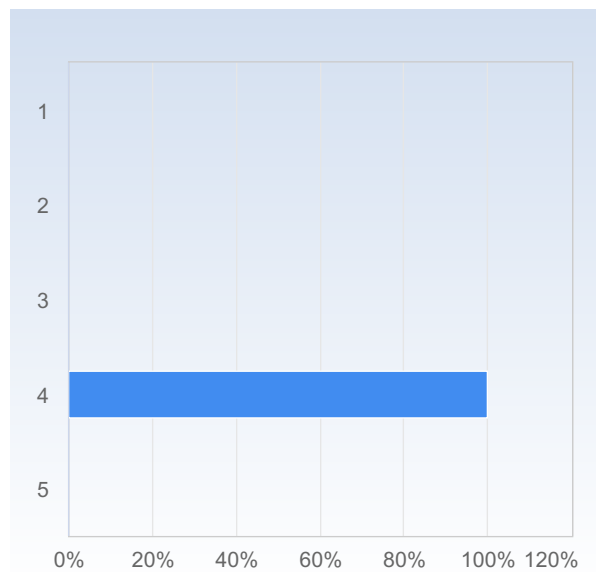
The workload was evenly distributed throughout the course.	Number of responses
1	0 (0,0%)
2	0 (0,0%)
3	0 (0,0%)
4	1 (100,0%)
5	0 (0,0%)
Total	1 (100,0%)



The workload was evenly distributed throughout the course.	Mean	Standard Deviation
	4,0	0,0

The examination matched the contents and level of the course.

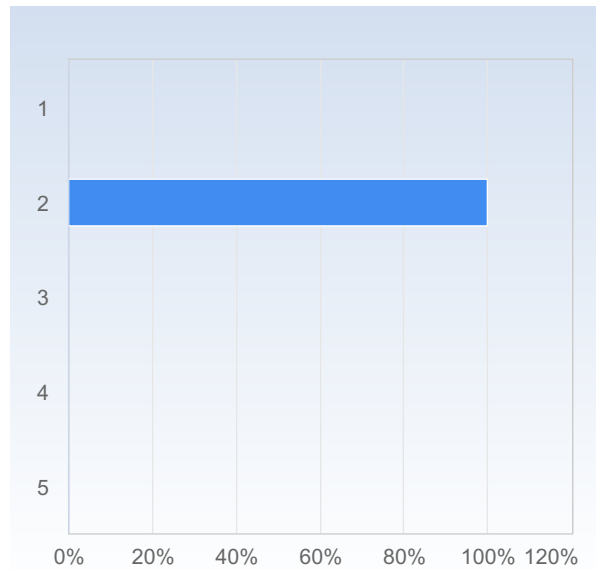
The examination matched the contents and level of the course.	Number of responses
1	0 (0,0%)
2	0 (0,0%)
3	0 (0,0%)
4	1 (100,0%)
5	0 (0,0%)
Total	1 (100,0%)



The examination matched the contents and level of the course.	Mean	Standard Deviation
	4,0	0,0

Overall, I am satisfied with the course.

Overall, I am satisfied with the course.	Number of responses
1	0 (0,0%)
2	1 (100,0%)
3	0 (0,0%)
4	0 (0,0%)
5	0 (0,0%)
Total	1 (100,0%)

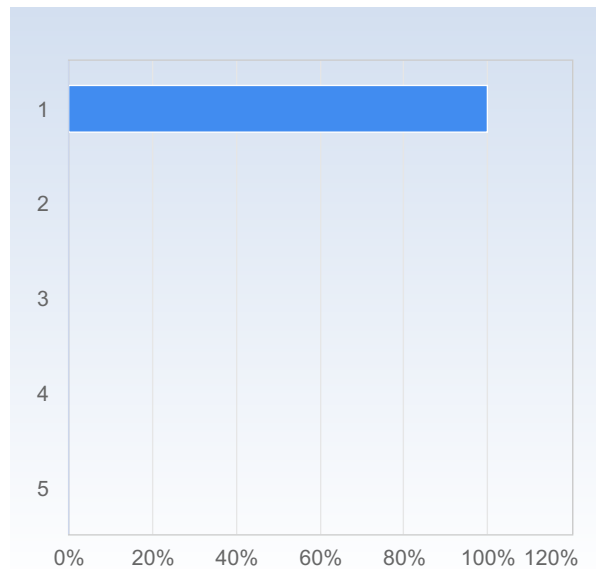


	Mean	Standard Deviation
Overall, I am satisfied with the course.	2,0	0,0

On the development of generic skills

On a scale 1-5 select the option that best matches your opinion: 1= disagree completely → 3= partly agree → 5= agree completely
The course has increased my ability to read a mathematical text.

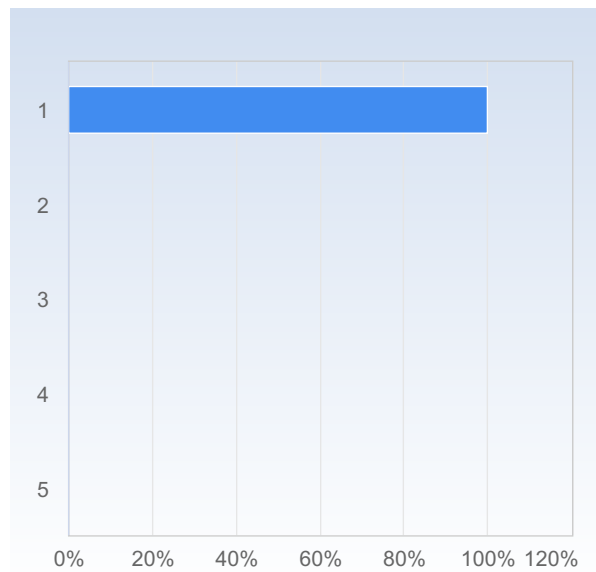
The course has increased my ability to read a mathematical text.	Number of responses
1	1 (100,0%)
2	0 (0,0%)
3	0 (0,0%)
4	0 (0,0%)
5	0 (0,0%)
Total	1 (100,0%)



	Mean	Standard Deviation
The course has increased my ability to read a mathematical text.	1,0	0,0

The course has increased my ability to communicate the subject in writing.

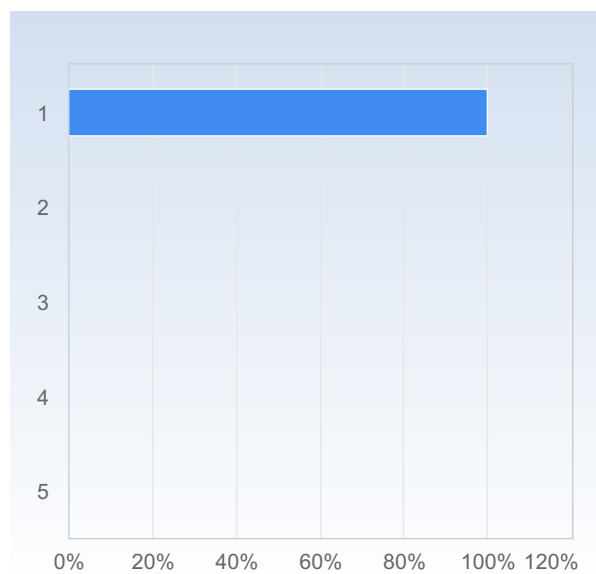
The course has increased my ability to communicate the subject in writing.	Number of responses
1	1 (100,0%)
2	0 (0,0%)
3	0 (0,0%)
4	0 (0,0%)
5	0 (0,0%)
Total	1 (100,0%)



	Mean	Standard Deviation
The course has increased my ability to communicate the subject in writing.	1,0	0,0

The course has increased my ability to communicate the subject orally.

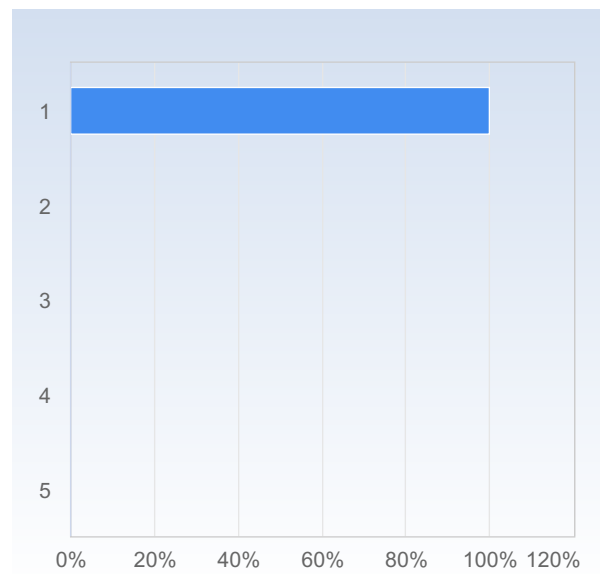
The course has increased my ability to communicate the subject orally.	Number of responses
1	1 (100,0%)
2	0 (0,0%)
3	0 (0,0%)
4	0 (0,0%)
5	0 (0,0%)
Total	1 (100,0%)



	Mean	Standard Deviation
The course has increased my ability to communicate the subject orally.	1,0	0,0

The course has increased my ability to cooperate.

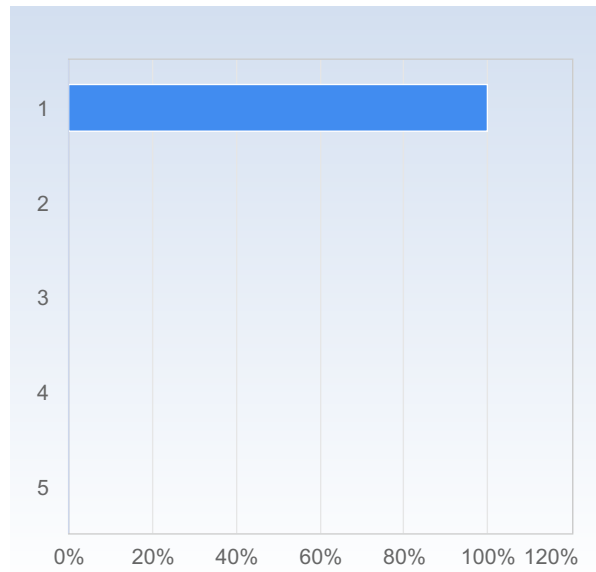
The course has increased my ability to cooperate.	Number of responses
1	1 (100,0%)
2	0 (0,0%)
3	0 (0,0%)
4	0 (0,0%)
5	0 (0,0%)
Total	1 (100,0%)



	Mean	Standard Deviation
The course has increased my ability to cooperate.	1,0	0,0

The course has increased my ability to search and process information.

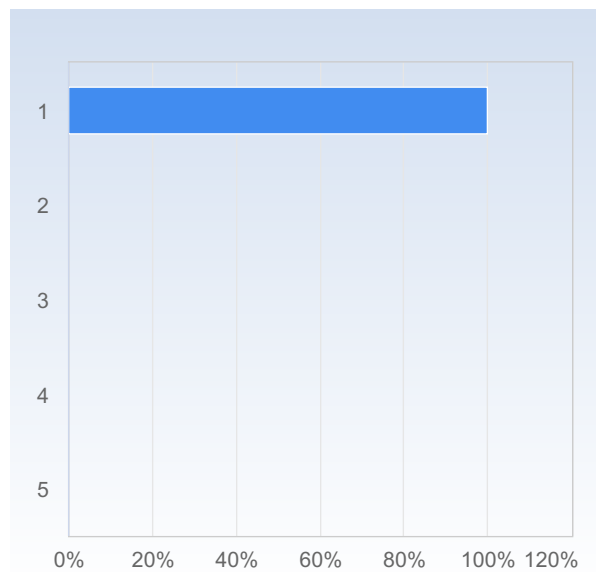
The course has increased my ability to search and process information.	Number of responses
1	1 (100,0%)
2	0 (0,0%)
3	0 (0,0%)
4	0 (0,0%)
5	0 (0,0%)
Total	1 (100,0%)



	Mean	Standard Deviation
The course has increased my ability to search and process information.	1,0	0,0

The course has increased my ability to analyze and solve problems.

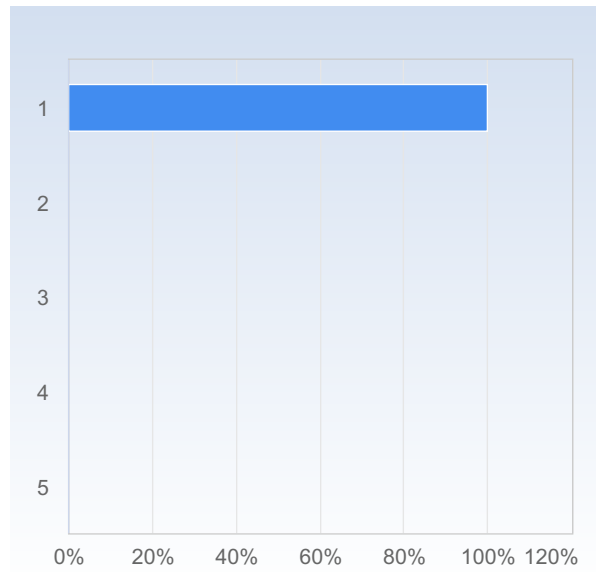
The course has increased my ability to analyze and solve problems.	Number of responses
1	1 (100,0%)
2	0 (0,0%)
3	0 (0,0%)
4	0 (0,0%)
5	0 (0,0%)
Total	1 (100,0%)



	Mean	Standard Deviation
The course has increased my ability to analyze and solve problems.	1,0	0,0

As a result of this course, I feel confident about tackling unfamiliar problems.

As a result of this course, I feel confident about tackling unfamiliar problems.	Number of responses
1	1 (100,0%)
2	0 (0,0%)
3	0 (0,0%)
4	0 (0,0%)
5	0 (0,0%)
Total	1 (100,0%)



As a result of this course, I feel confident about tackling unfamiliar problems.	Mean	Standard Deviation
As a result of this course, I feel confident about tackling unfamiliar problems.	1,0	0,0