



**LUND UNIVERSITY**  
Faculty of Science

Centre for Mathematical Sciences  
Division of Mathematics and Numerical Analysis

## Course Analysis for MATM48 Fourier Analysis, Spring 2023

### Course Information

**Lecturer:** Anders Olofsson

**Teaching assistants:** 0

**Number of students:**

7 newly registered and 0 re-registered.

1 student answered the course evaluation.

### Examination

**Oral examination:** 5 students passed.

**Written examination:** 5 students passed.

- Ordinary examination 26/5 2023: 8 students participated and 5 of them passed.

- Resit examination 14/8 2023: 3 students participated and 0 of them passed.

**Final grades:**

In all, 5 students, including 0 re-registered students, have got their final grade.

4 passed with distinction.

1 passed.

### Course Evaluation

**Summary of student's answers:**

Positive, but few.

**Teachers' comments:**

The Stein-Shakarchi text book on elementary Fourier analysis is probably the best suited course book used at the department together with the Gamelin book in complex analysis.

Lectures on topics from the Stein-Shakarchi book and written examination.

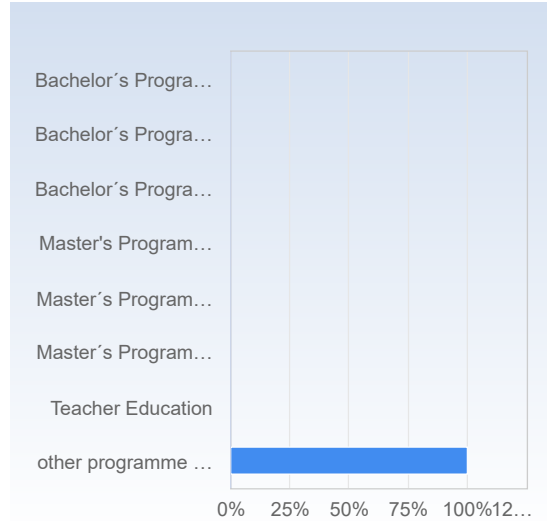
**Suggestions for the next course realisation:** Stick to the Stein-Shakarchi and Gamelin text books mentioned above.

# Fourier Analysis, Spring 2023

Answer Count: 1

## I have studied this course as part of

I have studied this course as part of	Number of responses
Bachelor's Programme in Mathematics	0 (0,0%)
Bachelor's Programme in Physics, Theoretical Physics, Astronomy	0 (0,0%)
Bachelor's Programme, other specialization	0 (0,0%)
Master's Programme in Mathematics	0 (0,0%)
Master's Programme in Mathematical Statistics	0 (0,0%)
Master's Programme, other specialization	0 (0,0%)
Teacher Education	0 (0,0%)
other programme or as stand alone course	1 (100,0%)
<b>Total</b>	<b>1 (100,0%)</b>

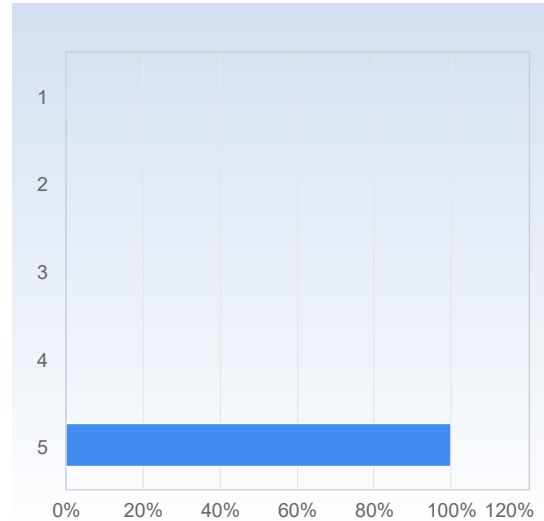


	Mean	Standard Deviation
I have studied this course as part of	8,0	0,0

**On the scale 1-5 select the option that best matches your opinion: 1= disagree completely → 3= partly agree → 5= agree completely**

**2. My prior knowledge has been sufficient to assimilate the contents of this course.**

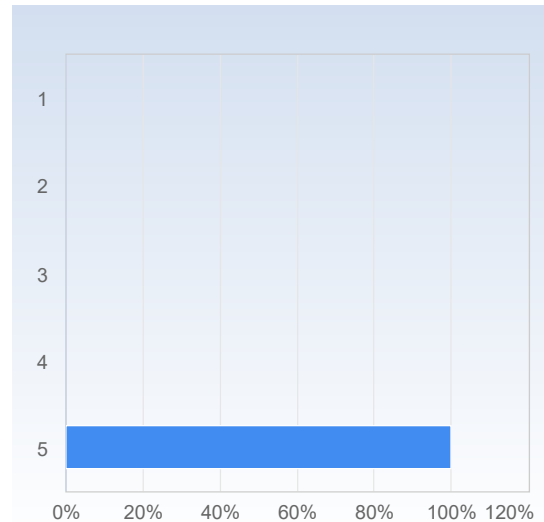
	Number of responses
1	0 (0,0%)
2	0 (0,0%)
3	0 (0,0%)
4	0 (0,0%)
5	1 (100,0%)
Total	1 (100,0%)



	Mean	Standard Deviation
2. My prior knowledge has been sufficient to assimilate the contents of this course.	5,0	0,0

**3. I have participated actively in the course.**

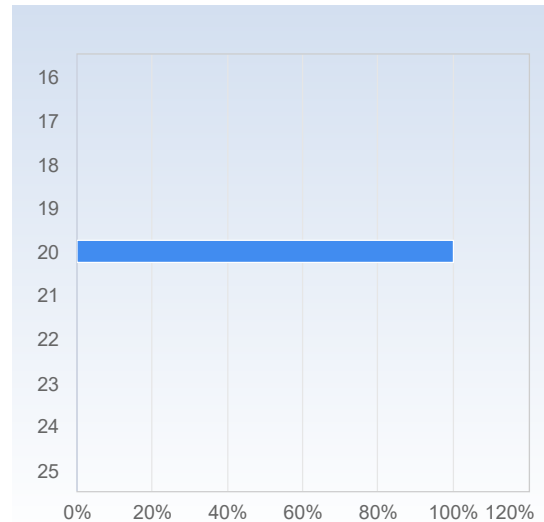
	Number of responses
1	0 (0,0%)
2	0 (0,0%)
3	0 (0,0%)
4	0 (0,0%)
5	1 (100,0%)
Total	1 (100,0%)



	Mean	Standard Deviation
3. I have participated actively in the course.	5,0	0,0

## Average number of hours spent in total on the course per week (including scheduled activities):

Average number of hours spent in total on the course per week (including scheduled activities):	Number of responses
16	0 (0,0%)
17	0 (0,0%)
18	0 (0,0%)
19	0 (0,0%)
20	1 (100,0%)
21	0 (0,0%)
22	0 (0,0%)
23	0 (0,0%)
24	0 (0,0%)
25	0 (0,0%)
Total	1 (100,0%)



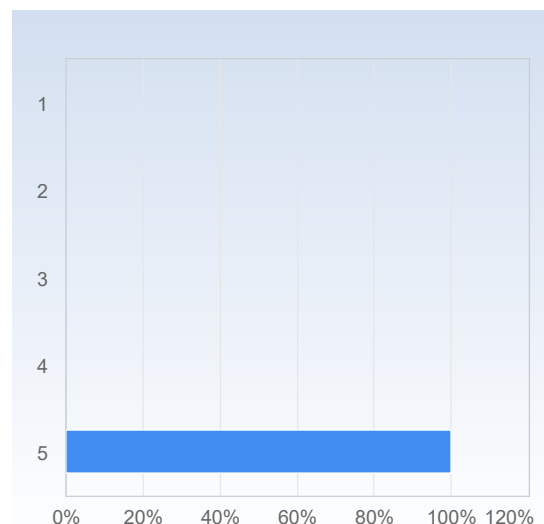
	Mean	Standard Deviation
Average number of hours spent in total on the course per week (including scheduled activities):	20,0	0,0

## The course in general

On the scale 1-5 select the option that best matches your opinion: 1= disagree completely → 3= partly agree → 5= agree completely

The way the course was taught and organised suited me.

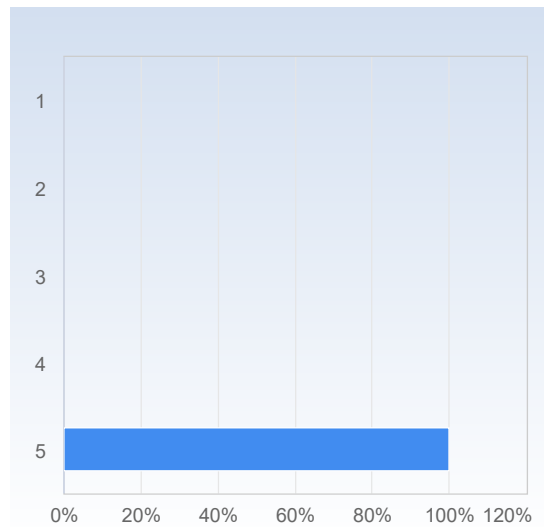
The way the course was taught and organised suited me.	Number of responses
1	0 (0,0%)
2	0 (0,0%)
3	0 (0,0%)
4	0 (0,0%)
5	1 (100,0%)
Total	1 (100,0%)



	Mean	Standard Deviation
The way the course was taught and organised suited me.	5,0	0,0

### The number of teacher lead activities (lectures, seminars etc.) has been satisfactory.

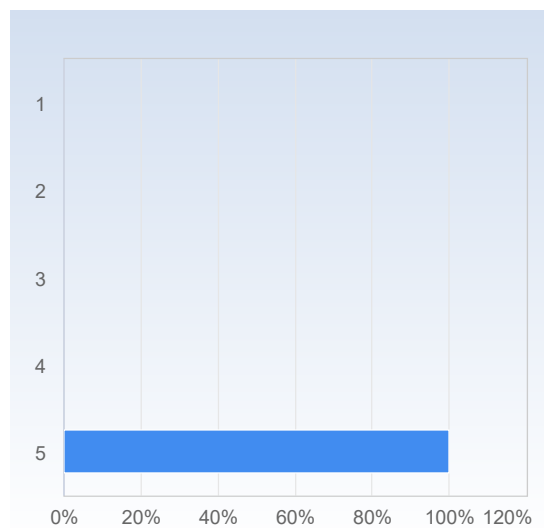
The number of teacher lead activities (lectures, seminars etc.) has been satisfactory.	Number of responses
1	0 (0,0%)
2	0 (0,0%)
3	0 (0,0%)
4	0 (0,0%)
5	1 (100,0%)
Total	1 (100,0%)



	Mean	Standard Deviation
The number of teacher lead activities (lectures, seminars etc.) has been satisfactory.	5,0	0,0

### The lectures were valuable for my learning.

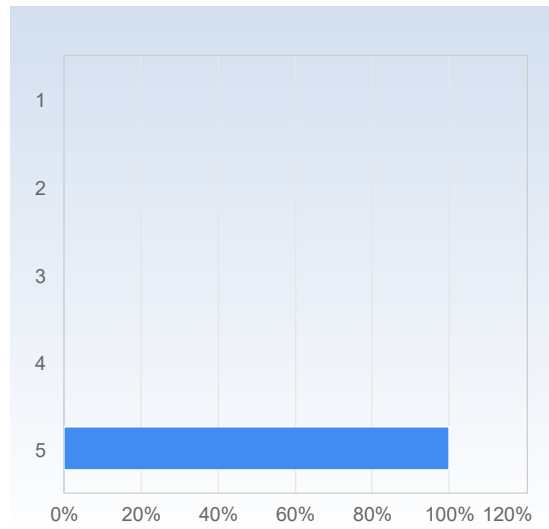
The lectures were valuable for my learning.	Number of responses
1	0 (0,0%)
2	0 (0,0%)
3	0 (0,0%)
4	0 (0,0%)
5	1 (100,0%)
Total	1 (100,0%)



	Mean	Standard Deviation
The lectures were valuable for my learning.	5,0	0,0

### The seminars were valuable for my learning.

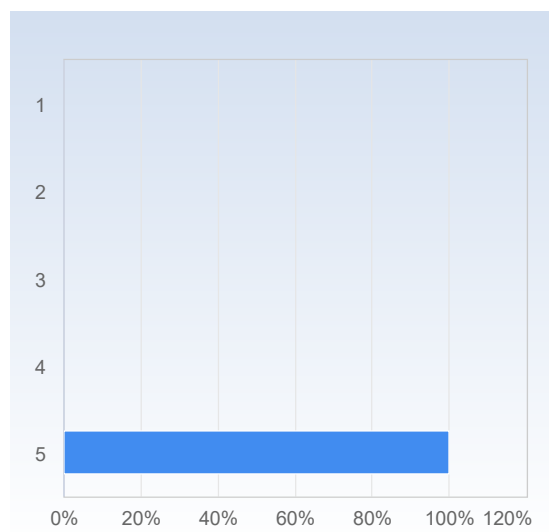
The seminars were valuable for my learning.	Number of responses
1	0 (0,0%)
2	0 (0,0%)
3	0 (0,0%)
4	0 (0,0%)
5	1 (100,0%)
Total	1 (100,0%)



	Mean	Standard Deviation
The seminars were valuable for my learning.	5,0	0,0

### Studying on my own was valuable for my learning.

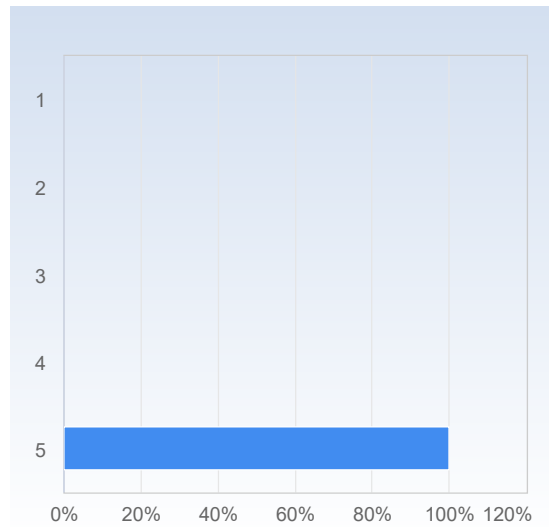
Studying on my own was valuable for my learning.	Number of responses
1	0 (0,0%)
2	0 (0,0%)
3	0 (0,0%)
4	0 (0,0%)
5	1 (100,0%)
Total	1 (100,0%)



	Mean	Standard Deviation
Studying on my own was valuable for my learning.	5,0	0,0

### The course literature/material was a valuable learning resource.

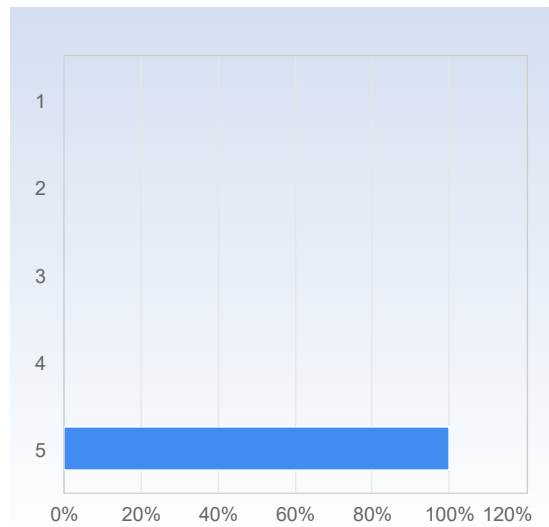
The course literature/material was a valuable learning resource.	Number of responses
1	0 (0,0%)
2	0 (0,0%)
3	0 (0,0%)
4	0 (0,0%)
5	1 (100,0%)
Total	1 (100,0%)



The course literature/material was a valuable learning resource.	Mean	Standard Deviation
	5,0	0,0

### The information I received before the course start was satisfactory.

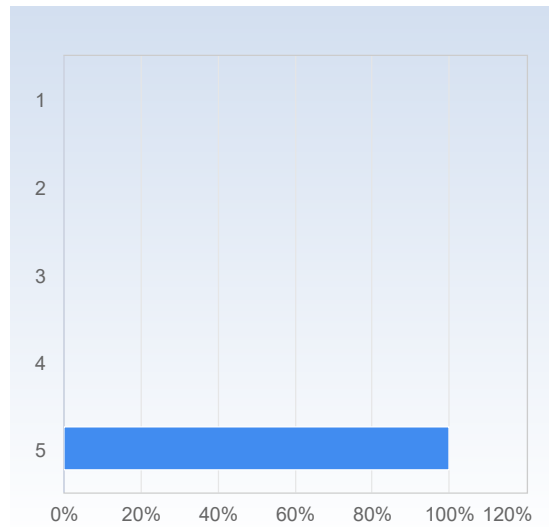
The information I received before the course start was satisfactory.	Number of responses
1	0 (0,0%)
2	0 (0,0%)
3	0 (0,0%)
4	0 (0,0%)
5	1 (100,0%)
Total	1 (100,0%)



The information I received before the course start was satisfactory.	Mean	Standard Deviation
	5,0	0,0

### The communication with the teaching staff during the course was good.

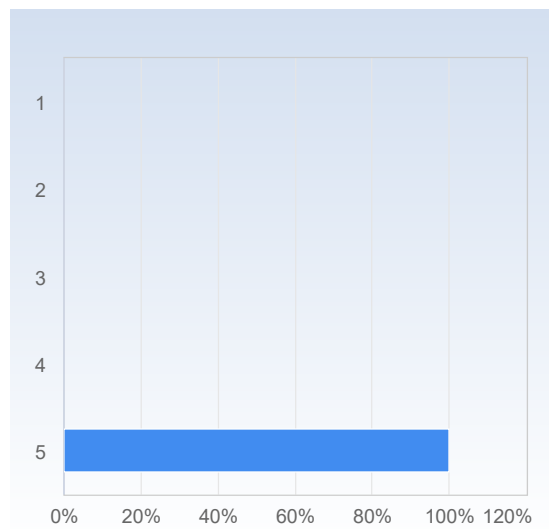
The communication with the teaching staff during the course was good.	Number of responses
1	0 (0,0%)
2	0 (0,0%)
3	0 (0,0%)
4	0 (0,0%)
5	1 (100,0%)
Total	1 (100,0%)



	Mean	Standard Deviation
The communication with the teaching staff during the course was good.	5,0	0,0

### It was clear throughout the course what was expected of me.

It was clear throughout the course what was expected of me.	Number of responses
1	0 (0,0%)
2	0 (0,0%)
3	0 (0,0%)
4	0 (0,0%)
5	1 (100,0%)
Total	1 (100,0%)

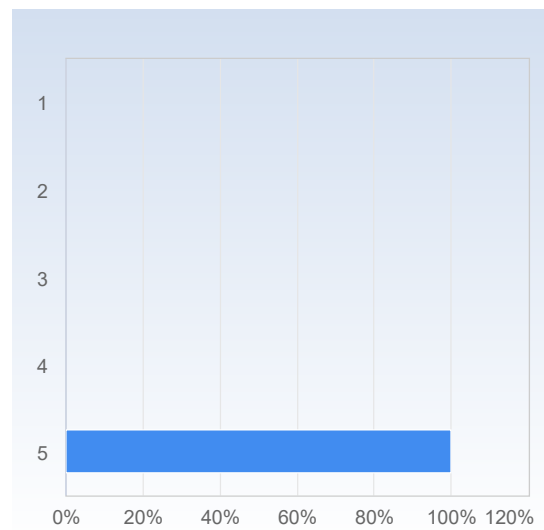


	Mean	Standard Deviation
It was clear throughout the course what was expected of me.	5,0	0,0



### I have received valuable feedback from my teacher/teachers during the course.

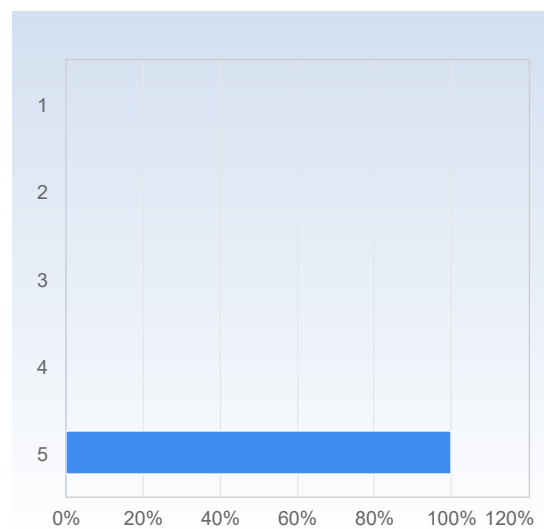
I have received valuable feedback from my teacher /teachers during the course.	Number of responses
1	0 (0,0%)
2	0 (0,0%)
3	0 (0,0%)
4	0 (0,0%)
5	1 (100,0%)
Total	1 (100,0%)



	Mean	Standard Deviation
I have received valuable feedback from my teacher/teachers during the course.	5,0	0,0

### The course had a reasonable workload.

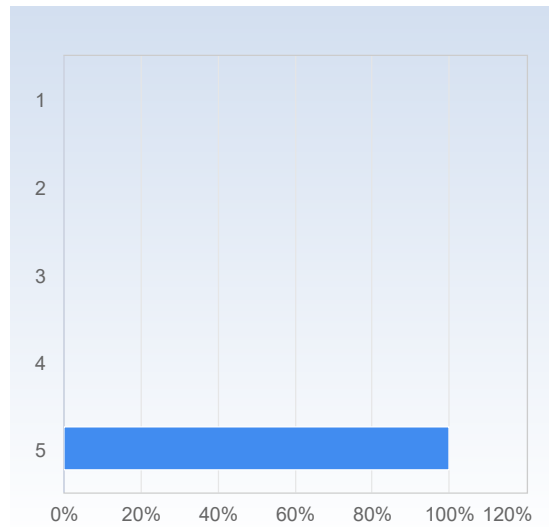
The course had a reasonable workload.	Number of responses
1	0 (0,0%)
2	0 (0,0%)
3	0 (0,0%)
4	0 (0,0%)
5	1 (100,0%)
Total	1 (100,0%)



	Mean	Standard Deviation
The course had a reasonable workload.	5,0	0,0

### The workload was evenly distributed throughout the course.

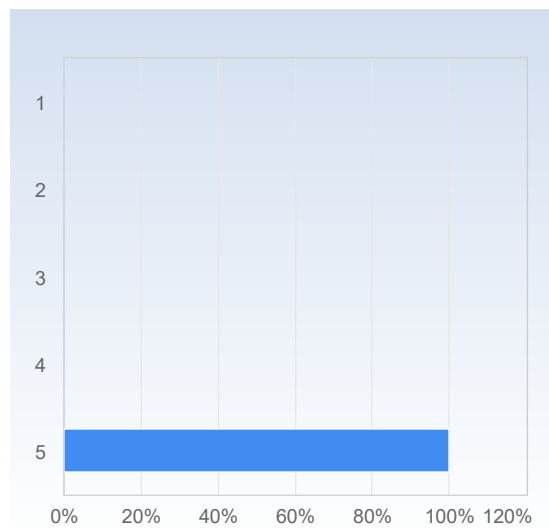
The workload was evenly distributed throughout the course.	Number of responses
1	0 (0,0%)
2	0 (0,0%)
3	0 (0,0%)
4	0 (0,0%)
5	1 (100,0%)
Total	1 (100,0%)



	Mean	Standard Deviation
The workload was evenly distributed throughout the course.	5,0	0,0

### The examination matched the contents and level of the course.

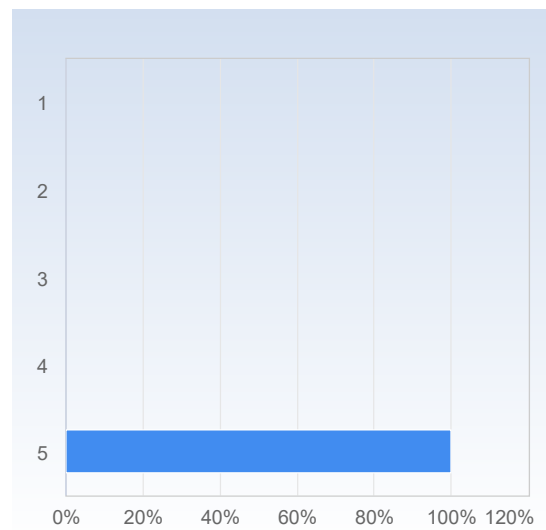
The examination matched the contents and level of the course.	Number of responses
1	0 (0,0%)
2	0 (0,0%)
3	0 (0,0%)
4	0 (0,0%)
5	1 (100,0%)
Total	1 (100,0%)



	Mean	Standard Deviation
The examination matched the contents and level of the course.	5,0	0,0

### Overall, I am satisfied with the course.

Overall, I am satisfied with the course.	Number of responses
1	0 (0,0%)
2	0 (0,0%)
3	0 (0,0%)
4	0 (0,0%)
5	1 (100,0%)
Total	1 (100,0%)



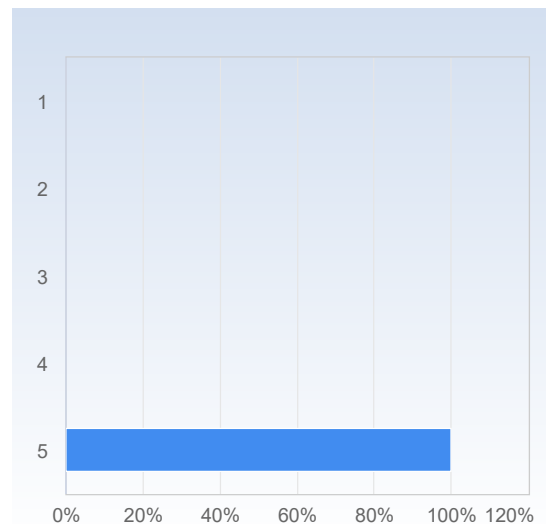
	Mean	Standard Deviation
Overall, I am satisfied with the course.	5,0	0,0

### On the development of generic skills

On a scale 1-5 select the option that best matches your opinion:  
**1= disagree completely → 3= partly agree → 5= agree completely**

### The course has increased my ability to read a mathematical text.

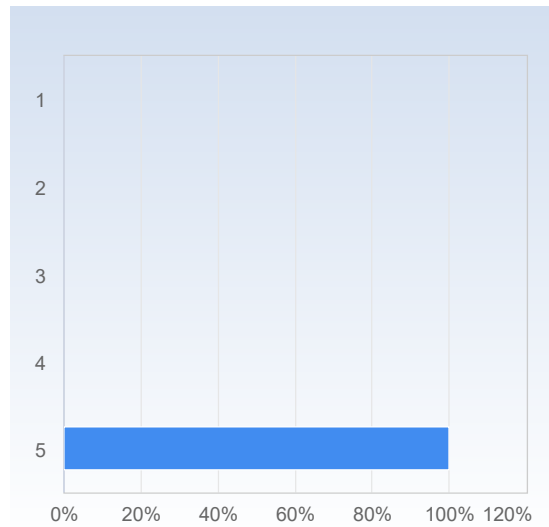
The course has increased my ability to read a mathematical text.	Number of responses
1	0 (0,0%)
2	0 (0,0%)
3	0 (0,0%)
4	0 (0,0%)
5	1 (100,0%)
Total	1 (100,0%)



	Mean	Standard Deviation
The course has increased my ability to read a mathematical text.	5,0	0,0

### The course has increased my ability to communicate the subject in writing.

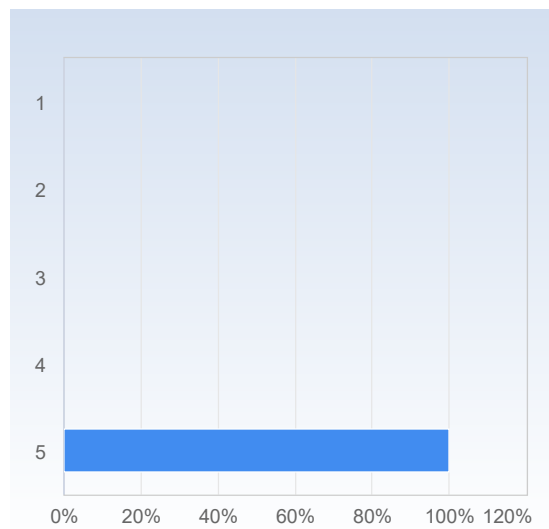
The course has increased my ability to communicate the subject in writing.	Number of responses
1	0 (0,0%)
2	0 (0,0%)
3	0 (0,0%)
4	0 (0,0%)
5	1 (100,0%)
Total	1 (100,0%)



	Mean	Standard Deviation
The course has increased my ability to communicate the subject in writing.	5,0	0,0

### The course has increased my ability to communicate the subject orally.

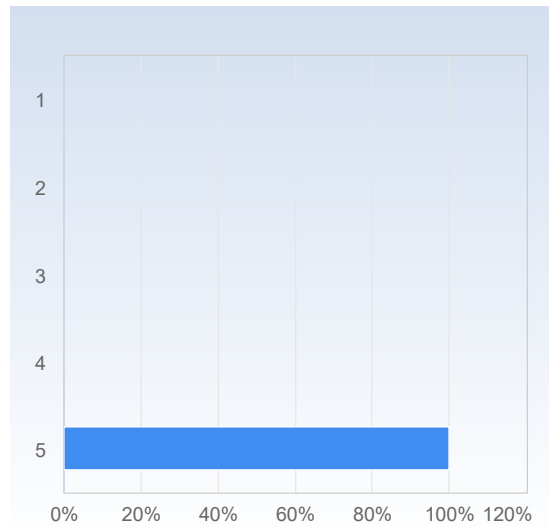
The course has increased my ability to communicate the subject orally.	Number of responses
1	0 (0,0%)
2	0 (0,0%)
3	0 (0,0%)
4	0 (0,0%)
5	1 (100,0%)
Total	1 (100,0%)



	Mean	Standard Deviation
The course has increased my ability to communicate the subject orally.	5,0	0,0

### The course has increased my ability to cooperate.

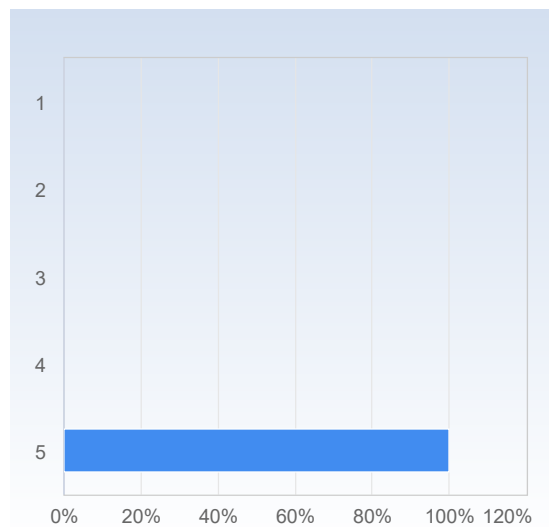
The course has increased my ability to cooperate.	Number of responses
1	0 (0,0%)
2	0 (0,0%)
3	0 (0,0%)
4	0 (0,0%)
5	1 (100,0%)
Total	1 (100,0%)



	Mean	Standard Deviation
The course has increased my ability to cooperate.	5,0	0,0

### The course has increased my ability to search and process information.

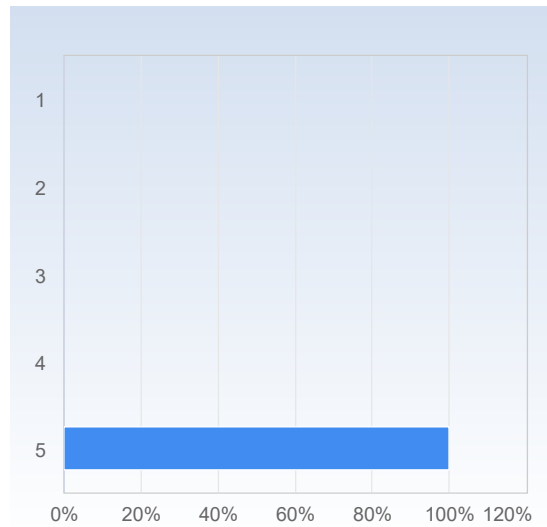
The course has increased my ability to search and process information.	Number of responses
1	0 (0,0%)
2	0 (0,0%)
3	0 (0,0%)
4	0 (0,0%)
5	1 (100,0%)
Total	1 (100,0%)



	Mean	Standard Deviation
The course has increased my ability to search and process information.	5,0	0,0

## The course has increased my ability to analyze and solve problems.

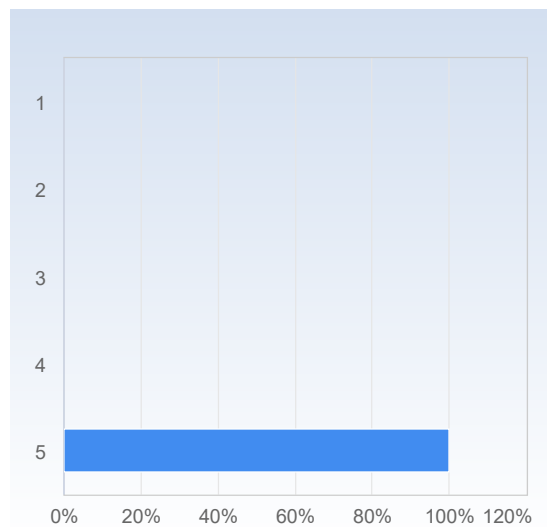
The course has increased my ability to analyze and solve problems.	Number of responses
1	0 (0,0%)
2	0 (0,0%)
3	0 (0,0%)
4	0 (0,0%)
5	1 (100,0%)
Total	1 (100,0%)



	Mean	Standard Deviation
The course has increased my ability to analyze and solve problems.	5,0	0,0

## As a result of this course, I feel confident about tackling unfamiliar problems.

As a result of this course, I feel confident about tackling unfamiliar problems.	Number of responses
1	0 (0,0%)
2	0 (0,0%)
3	0 (0,0%)
4	0 (0,0%)
5	1 (100,0%)
Total	1 (100,0%)



	Mean	Standard Deviation
As a result of this course, I feel confident about tackling unfamiliar problems.	5,0	0,0

## What did you appreciate most with the course?

What did you appreciate most with the course?
Superb lectures. Excellent text book (Stein-Shakarchi) for the course. One of the most suitable course books used at the dept. together with the Gamelin-book in complex analysis.

## What do you think should be improved?

What do you think should be improved?
no

**Have you during this course experienced course literature, staff or teaching methods to be discriminatory in any way (gender, ethnicity, etc.)?**

Have you during this course experienced course literature, staff or teaching methods to be discriminatory in any way (gender, ethnicity, etc.)?  
no

---