



LUND UNIVERSITY
Faculty of Science

Centre for Mathematical Sciences
Division of Mathematics, Faculty of Science

Course Analysis for MATP31 Distribution Theory, spring 2023

Course Information

Lecturer: Erik Wahlén

Number of students:

14 newly registered and 1 re-registered

3 students answered the course evaluation, all enrolled in the Master's Programme in Mathematics

Examination

Oral examination: 8 students passed (after resit).

Written examination: 8 students passed (after resit).

- Ordinary examination 23/5 2023: 8 students participated and 4 of them passed.

- Resit examination 19/8 2022: 4 students participated and 4 of them passed.

Final grades:

In all, 8 students have received their final grade.

5 passed with distinction.

3 passed.

Course Evaluation

Summary of students' answers:

Since only three students participated in the evaluation, one should be very careful in drawing conclusions from the answers. With that said, the student who answered was generally very satisfied with the course. The main suggestions were to change the text book, reduce the number of exercises and add one or several hand-in assignments.

Teacher's comments:

The course was given on quarter-speed throughout the whole spring semester. There was one lecture per week (a double hour) and a seminar (an hour), where the students (and sometimes the teacher) presented solutions to the homework exercises on the blackboard. The examination consisted of a written exam followed by an oral exam. While 14 students were registered on the course, fewer students followed the course actively until the end (around 10). 8 students passed the course. In addition to the anonymous online survey, I also asked for suggestions of changes and other comments in connection to the oral exam. The suggestions I received there were mostly related to the book and the exercises. There were some students who were unhappy with the book, but there wasn't a clear consensus. In my own opinion, the book tends to focus a bit much on technical details sometimes. One could try another book, like Friedlander & Joshi, but one could also keep the book, but use it a bit more freely. This time I followed the book pretty closely since it was the first time I gave the course. One thing that was mentioned, which I agree with, is that while the book contains a lot of exercises, there is a bit of a lack of exercises which involve more hands-on practice on using the definitions, theorems and methods in the book. A lot of the exercises are more theoretical. The additional exercises (inherited from the previous

lecturers), which are more in this direction, were appreciated. One could expand that and also introduce some hand-in assignments. Better tailored exercises could also help if one wants to reduce the total number of exercises.

Changes from the previous course realisation:

There weren't any big changes compared to the previous course realization (spring 2021). Some chapters of the book were skipped in favor of others, but these were only minor changes adhering to the course syllabus.

Suggestions for the next course realisation:

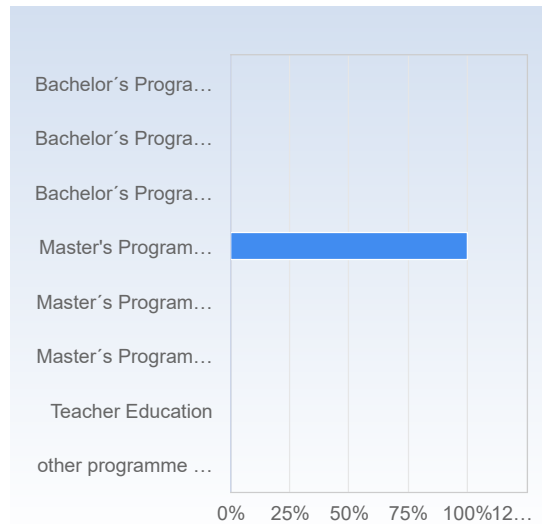
See above under teacher's comments.

Course Evaluation MATP31 Distribution Theory Spring 2023

Answer Count: 3

I have studied this course as part of

I have studied this course as part of	Number of responses
Bachelor's Programme in Mathematics	0 (0,0%)
Bachelor's Programme in Physics, Theoretical Physics, Astronomy	0 (0,0%)
Bachelor's Programme, other specialization	0 (0,0%)
Master's Programme in Mathematics	3 (100,0%)
Master's Programme in Mathematical Statistics	0 (0,0%)
Master's Programme, other specialization	0 (0,0%)
Teacher Education	0 (0,0%)
other programme or as stand alone course	0 (0,0%)
Total	3 (100,0%)

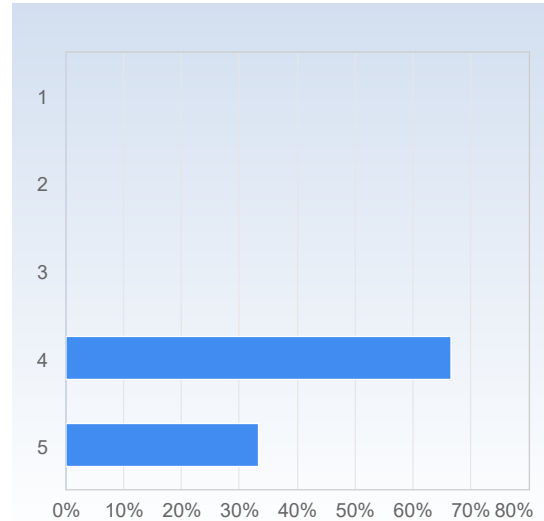


	Mean	Standard Deviation
I have studied this course as part of	4,0	0,0

On the scale 1-5 select the option that best matches your opinion: 1= disagree completely → 3= partly agree → 5= agree completely

2. My prior knowledge has been sufficient to assimilate the contents of this course.

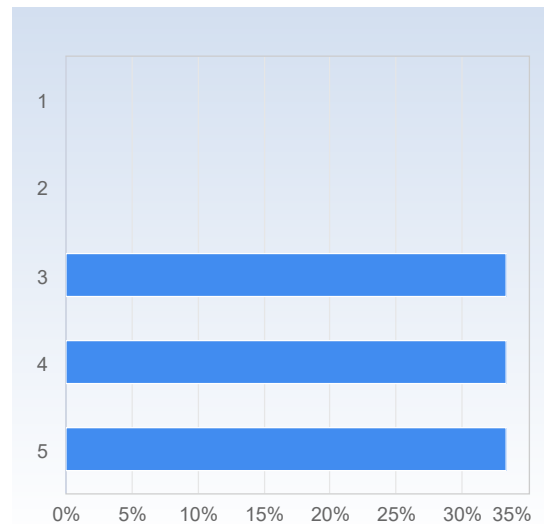
2. My prior knowledge has been sufficient to assimilate the contents of this course.	Number of responses
1	0 (0,0%)
2	0 (0,0%)
3	0 (0,0%)
4	2 (66,7%)
5	1 (33,3%)
Total	3 (100,0%)



2. My prior knowledge has been sufficient to assimilate the contents of this course.	Mean	Standard Deviation
	4,3	0,6

3. I have participated actively in the course.

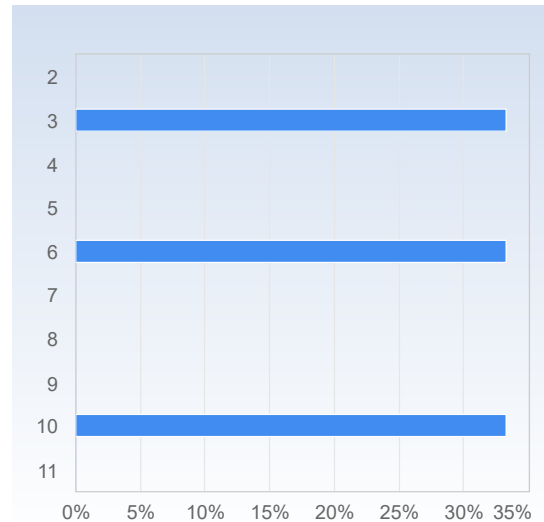
3. I have participated actively in the course.	Number of responses
1	0 (0,0%)
2	0 (0,0%)
3	1 (33,3%)
4	1 (33,3%)
5	1 (33,3%)
Total	3 (100,0%)



3. I have participated actively in the course.	Mean	Standard Deviation
	4,0	1,0

Average number of hours spent in total on the course per week (including scheduled activities):

Average number of hours spent in total on the course per week (including scheduled activities):	Number of responses
2	0 (0,0%)
3	1 (33,3%)
4	0 (0,0%)
5	0 (0,0%)
6	1 (33,3%)
7	0 (0,0%)
8	0 (0,0%)
9	0 (0,0%)
10	1 (33,3%)
11	0 (0,0%)
Total	3 (100,0%)



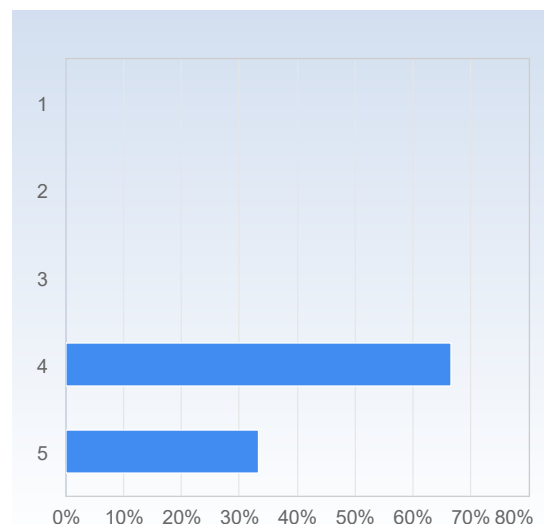
	Mean	Standard Deviation
Average number of hours spent in total on the course per week (including scheduled activities):	6,3	3,5

The course in general

On the scale 1-5 select the option that best matches your opinion: 1= disagree completely → 3= partly agree → 5= agree completely

The way the course was taught and organised suited me.

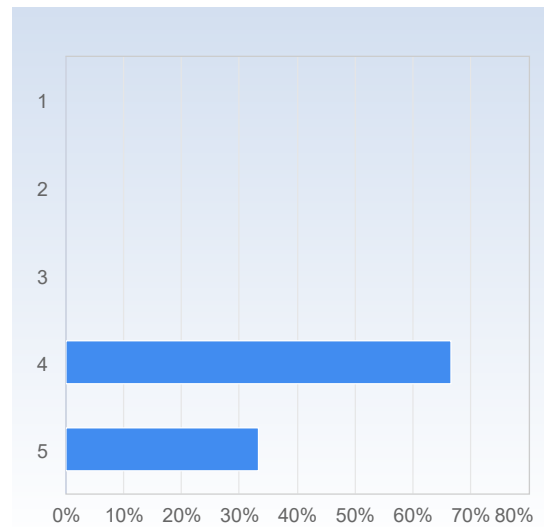
The way the course was taught and organised suited me.	Number of responses
1	0 (0,0%)
2	0 (0,0%)
3	0 (0,0%)
4	2 (66,7%)
5	1 (33,3%)
Total	3 (100,0%)



	Mean	Standard Deviation
The way the course was taught and organised suited me.	4,3	0,6

The number of teacher lead activities (lectures, seminars etc.) has been satisfactory.

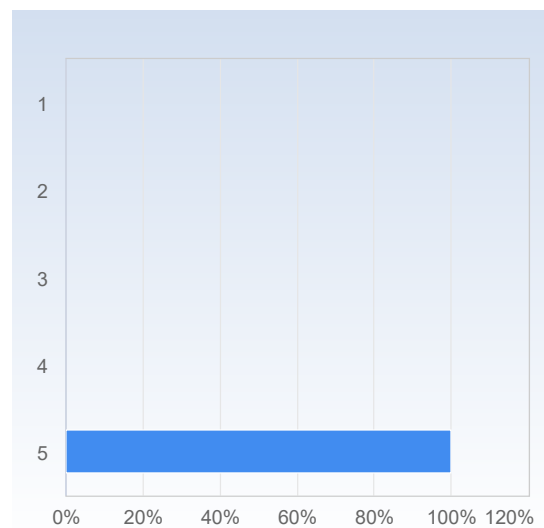
The number of teacher lead activities (lectures, seminars etc.) has been satisfactory.	Number of responses
1	0 (0,0%)
2	0 (0,0%)
3	0 (0,0%)
4	2 (66,7%)
5	1 (33,3%)
Total	3 (100,0%)



	Mean	Standard Deviation
The number of teacher lead activities (lectures, seminars etc.) has been satisfactory.	4,3	0,6

The lectures were valuable for my learning.

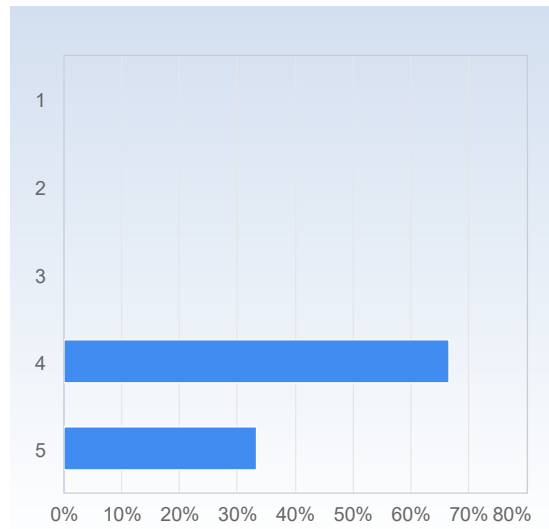
The lectures were valuable for my learning.	Number of responses
1	0 (0,0%)
2	0 (0,0%)
3	0 (0,0%)
4	0 (0,0%)
5	3 (100,0%)
Total	3 (100,0%)



	Mean	Standard Deviation
The lectures were valuable for my learning.	5,0	0,0

The seminars were valuable for my learning.

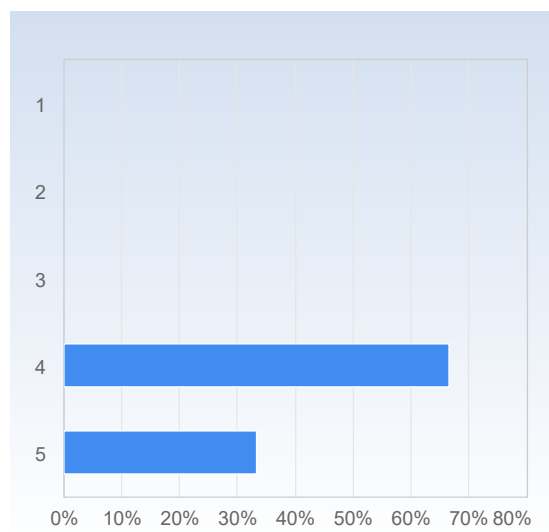
The seminars were valuable for my learning.	Number of responses
1	0 (0,0%)
2	0 (0,0%)
3	0 (0,0%)
4	2 (66,7%)
5	1 (33,3%)
Total	3 (100,0%)



	Mean	Standard Deviation
The seminars were valuable for my learning.	4,3	0,6

Studying on my own was valuable for my learning.

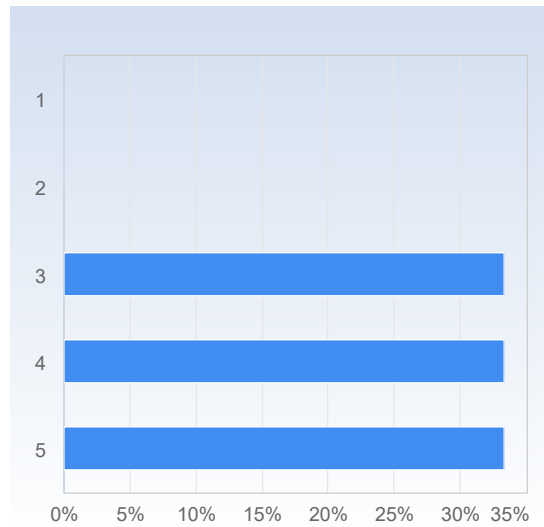
Studying on my own was valuable for my learning.	Number of responses
1	0 (0,0%)
2	0 (0,0%)
3	0 (0,0%)
4	2 (66,7%)
5	1 (33,3%)
Total	3 (100,0%)



	Mean	Standard Deviation
Studying on my own was valuable for my learning.	4,3	0,6

The course literature/material was a valuable learning resource.

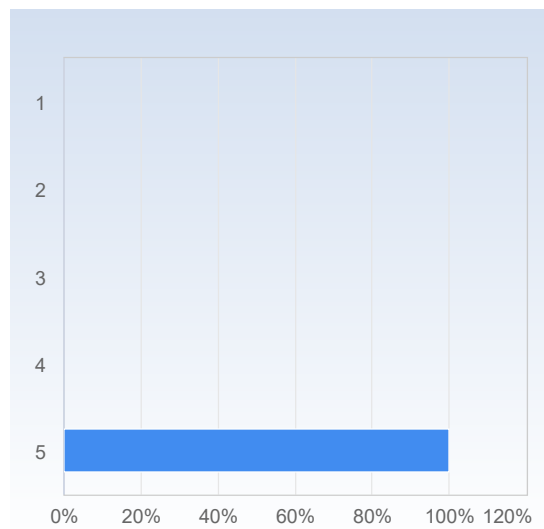
The course literature/material was a valuable learning resource.	Number of responses
1	0 (0,0%)
2	0 (0,0%)
3	1 (33,3%)
4	1 (33,3%)
5	1 (33,3%)
Total	3 (100,0%)



The course literature/material was a valuable learning resource.	Mean	Standard Deviation
	4,0	1,0

The information I received before the course start was satisfactory.

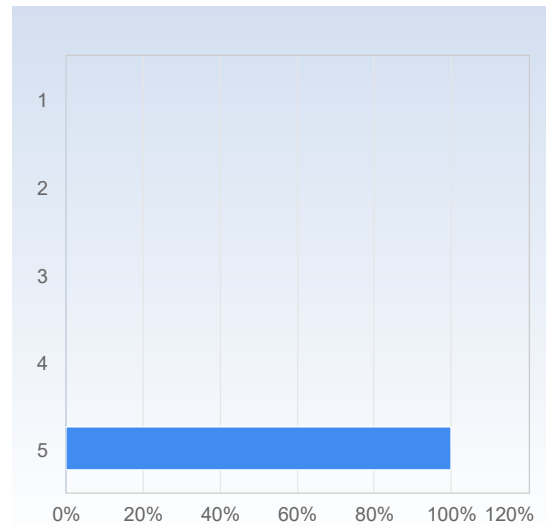
The information I received before the course start was satisfactory.	Number of responses
1	0 (0,0%)
2	0 (0,0%)
3	0 (0,0%)
4	0 (0,0%)
5	3 (100,0%)
Total	3 (100,0%)



The information I received before the course start was satisfactory.	Mean	Standard Deviation
	5,0	0,0

The communication with the teaching staff during the course was good.

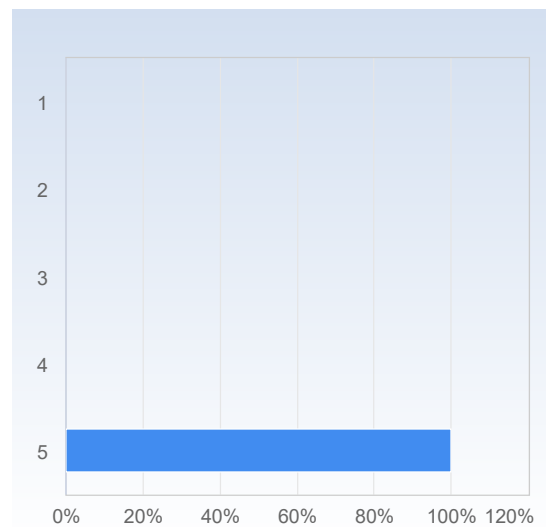
The communication with the teaching staff during the course was good.	Number of responses
1	0 (0,0%)
2	0 (0,0%)
3	0 (0,0%)
4	0 (0,0%)
5	3 (100,0%)
Total	3 (100,0%)



	Mean	Standard Deviation
The communication with the teaching staff during the course was good.	5,0	0,0

It was clear throughout the course what was expected of me.

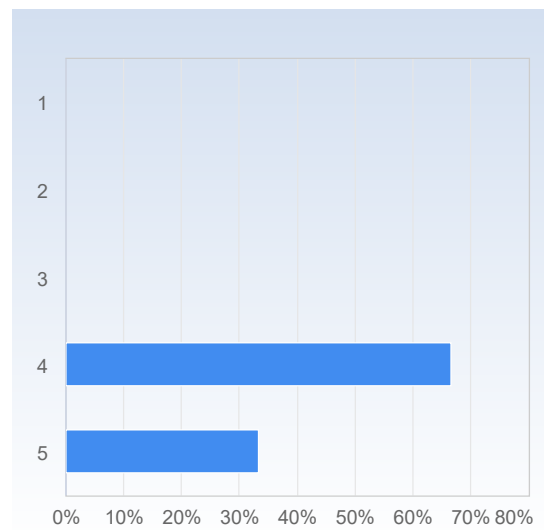
It was clear throughout the course what was expected of me.	Number of responses
1	0 (0,0%)
2	0 (0,0%)
3	0 (0,0%)
4	0 (0,0%)
5	3 (100,0%)
Total	3 (100,0%)



	Mean	Standard Deviation
It was clear throughout the course what was expected of me.	5,0	0,0

I have received valuable feedback from my teacher/teachers during the course.

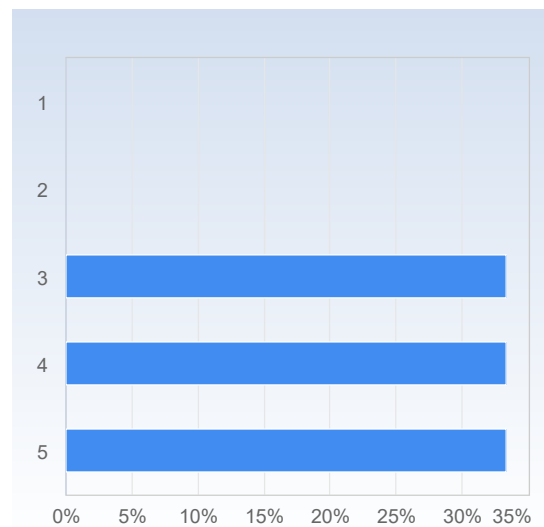
I have received valuable feedback from my teacher /teachers during the course.	Number of responses
1	0 (0,0%)
2	0 (0,0%)
3	0 (0,0%)
4	2 (66,7%)
5	1 (33,3%)
Total	3 (100,0%)



I have received valuable feedback from my teacher/teachers during the course.	Mean	Standard Deviation
	4,3	0,6

The course had a reasonable workload.

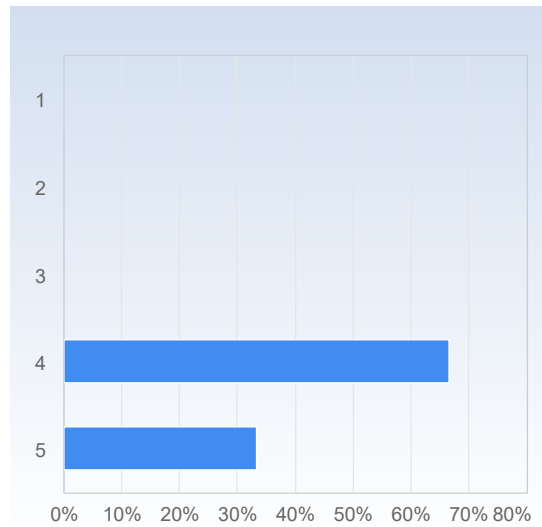
The course had a reasonable workload.	Number of responses
1	0 (0,0%)
2	0 (0,0%)
3	1 (33,3%)
4	1 (33,3%)
5	1 (33,3%)
Total	3 (100,0%)



The course had a reasonable workload.	Mean	Standard Deviation
	4,0	1,0

The workload was evenly distributed throughout the course.

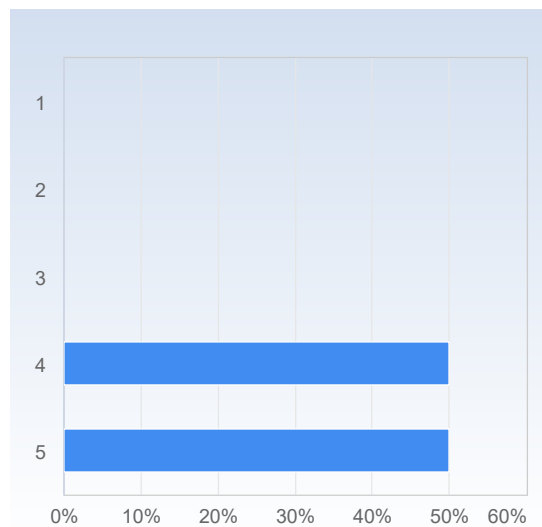
The workload was evenly distributed throughout the course.	Number of responses
1	0 (0,0%)
2	0 (0,0%)
3	0 (0,0%)
4	2 (66,7%)
5	1 (33,3%)
Total	3 (100,0%)



	Mean	Standard Deviation
The workload was evenly distributed throughout the course.	4,3	0,6

The examination matched the contents and level of the course.

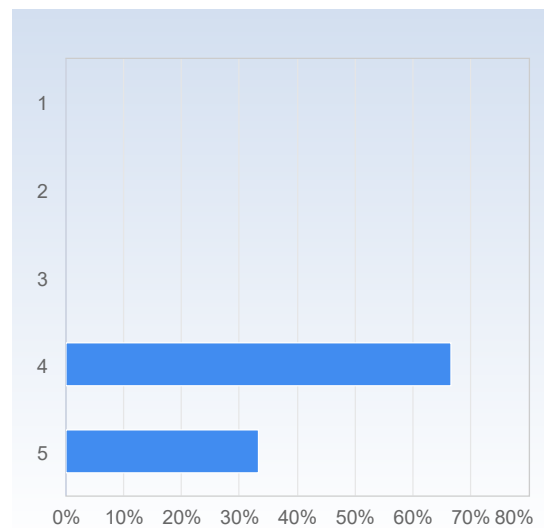
The examination matched the contents and level of the course.	Number of responses
1	0 (0,0%)
2	0 (0,0%)
3	0 (0,0%)
4	1 (50,0%)
5	1 (50,0%)
Total	2 (100,0%)



	Mean	Standard Deviation
The examination matched the contents and level of the course.	4,5	0,7

Overall, I am satisfied with the course.

Overall, I am satisfied with the course.	Number of responses
1	0 (0,0%)
2	0 (0,0%)
3	0 (0,0%)
4	2 (66,7%)
5	1 (33,3%)
Total	3 (100,0%)



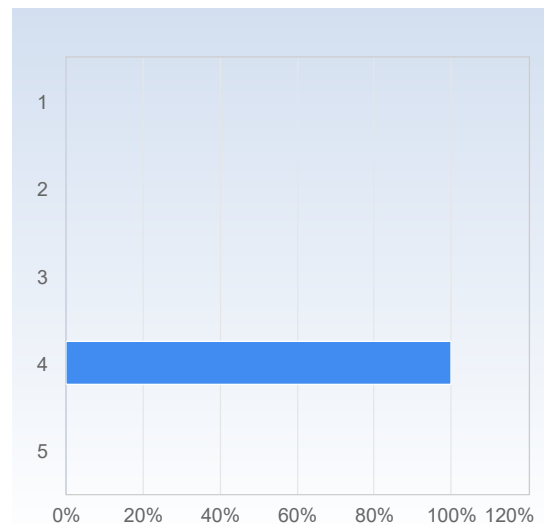
	Mean	Standard Deviation
Overall, I am satisfied with the course.	4,3	0,6

On the development of generic skills

On a scale 1-5 select the option that best matches your opinion:
1= disagree completely → **3= partly agree** → **5= agree completely**

The course has increased my ability to read a mathematical text.

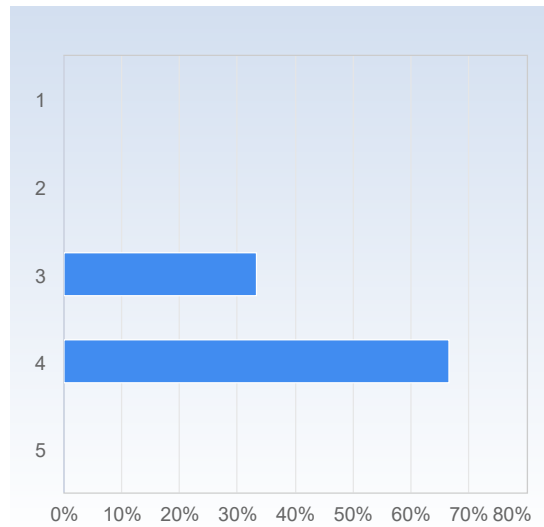
The course has increased my ability to read a mathematical text.	Number of responses
1	0 (0,0%)
2	0 (0,0%)
3	0 (0,0%)
4	3 (100,0%)
5	0 (0,0%)
Total	3 (100,0%)



	Mean	Standard Deviation
The course has increased my ability to read a mathematical text.	4,0	0,0

The course has increased my ability to communicate the subject in writing.

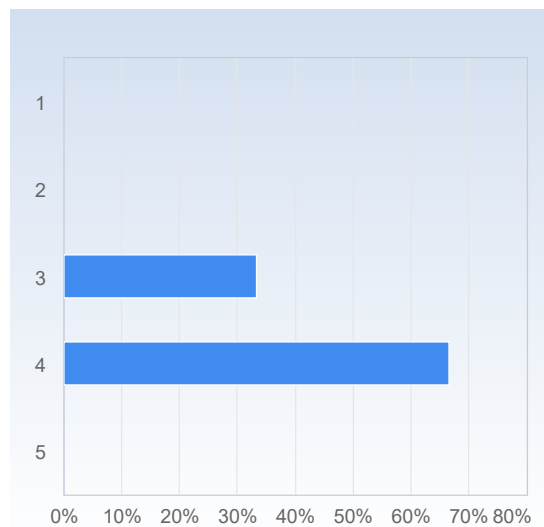
The course has increased my ability to communicate the subject in writing.	Number of responses
1	0 (0,0%)
2	0 (0,0%)
3	1 (33,3%)
4	2 (66,7%)
5	0 (0,0%)
Total	3 (100,0%)



	Mean	Standard Deviation
The course has increased my ability to communicate the subject in writing.	3,7	0,6

The course has increased my ability to communicate the subject orally.

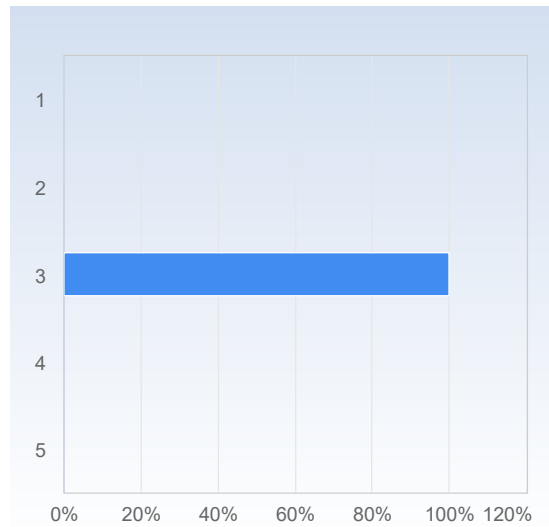
The course has increased my ability to communicate the subject orally.	Number of responses
1	0 (0,0%)
2	0 (0,0%)
3	1 (33,3%)
4	2 (66,7%)
5	0 (0,0%)
Total	3 (100,0%)



	Mean	Standard Deviation
The course has increased my ability to communicate the subject orally.	3,7	0,6

The course has increased my ability to cooperate.

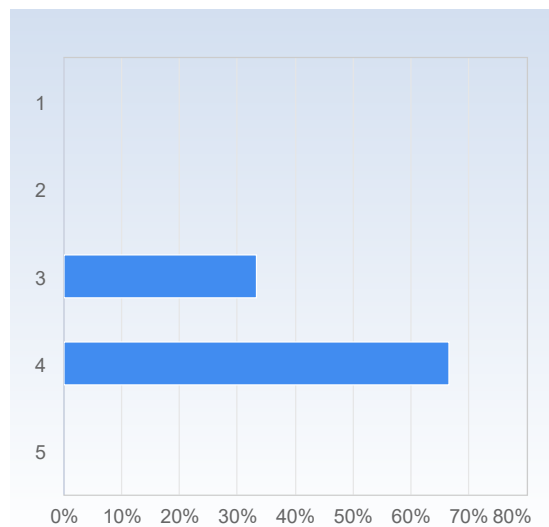
The course has increased my ability to cooperate.	Number of responses
1	0 (0,0%)
2	0 (0,0%)
3	3 (100,0%)
4	0 (0,0%)
5	0 (0,0%)
Total	3 (100,0%)



	Mean	Standard Deviation
The course has increased my ability to cooperate.	3,0	0,0

The course has increased my ability to search and process information.

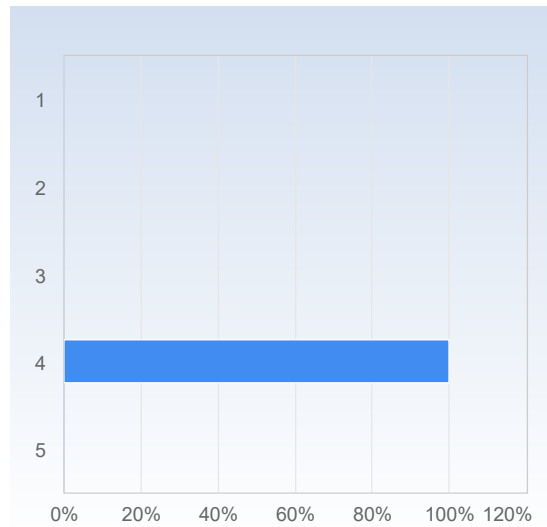
The course has increased my ability to search and process information.	Number of responses
1	0 (0,0%)
2	0 (0,0%)
3	1 (33,3%)
4	2 (66,7%)
5	0 (0,0%)
Total	3 (100,0%)



	Mean	Standard Deviation
The course has increased my ability to search and process information.	3,7	0,6

The course has increased my ability to analyze and solve problems.

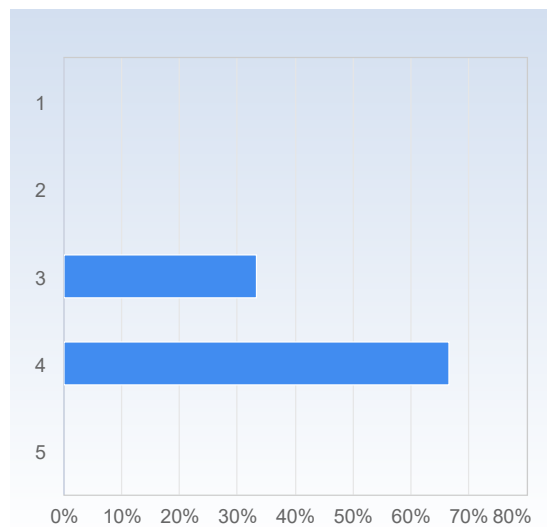
The course has increased my ability to analyze and solve problems.	Number of responses
1	0 (0,0%)
2	0 (0,0%)
3	0 (0,0%)
4	3 (100,0%)
5	0 (0,0%)
Total	3 (100,0%)



	Mean	Standard Deviation
The course has increased my ability to analyze and solve problems.	4,0	0,0

As a result of this course, I feel confident about tackling unfamiliar problems.

As a result of this course, I feel confident about tackling unfamiliar problems.	Number of responses
1	0 (0,0%)
2	0 (0,0%)
3	1 (33,3%)
4	2 (66,7%)
5	0 (0,0%)
Total	3 (100,0%)



	Mean	Standard Deviation
As a result of this course, I feel confident about tackling unfamiliar problems.	3,7	0,6

What did you appreciate most with the course?

What did you appreciate most with the course?
The lectures were very well organised, making them very easy to follow.
Good structure of the lecture.
Reexamine familiar concepts from new perspective

What do you think should be improved?

What do you think should be improved?

The textbook. In particular, it has some notation that can be confusing. For instance, the pullback/pushforward of a diffeomorphism and $D=i$
 \backslash partial.

The number of exercises each week could be reduced.

Could have an assignment or two throughout the course, to give clear objectives for studies.

Certain students (me) can struggle to consistently follow along the material, especially in a 25% pace course which is quite low intensity and drawn out, so it is easy to lose focus.

Assignments can help keep you focused on the course, and breaks the course down into more manageable chunks

Have you during this course experienced course literature, staff or teaching methods to be discriminatory in any way (gender, ethnicity, etc.)?

Have you during this course experienced course literature, staff or teaching methods to be discriminatory in any way (gender, ethnicity, etc.)?

no

No
