

Course evaluation

Course : Stationary and non stationary spectral analysis:MASM26

Evaluated on LTH: Yes

Lecturer: Maria Sandsten and Andreas Jakobsson

Number of students: 9

Grades 7 VG, 2 G, 0 U

Summary:

One student wanted a more precise description of what was expected in the projects. Over all the students were satisfied and we did well on the course.

Comments:

We will try to give a more precise feed back to students the next time.

Course evaluation report - CEQ, FMSN35

Basic facts

Course name	Stationary and Non-stationary Spectral Analysis		
Course code	FMSN35		Study hours according the curricula
ECTS credits	7.5 hp	Lectures	18 h
Year	201920	Group work	0 h
Study period the course was finished	VT_LP1	Laboratories	0 h
Programme	all	Time with supervisor	5 h
Registrated students	24	Self study time	170 h
Number answers and response rate	11 / 46 %		
Number answers from males	6		
Number answers from females	3		

Since less than 20 students have answered the questionnaire no statistical significance tests have been made.

Summary of questionnaires

The CEQ-score span between -100 och +100, there -100 means that "I fully disagree to the statement" and +100 "I fully agree to the statement".

Presence at teaching

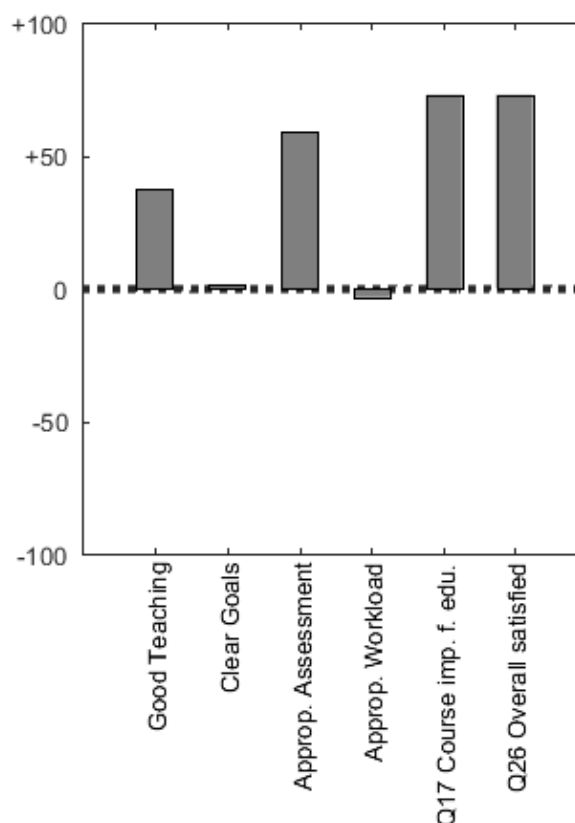
Part of teaching	Number	Share
0 %	0	0 %
20 %	0	0 %
40 %	0	0 %
60 %	1	9 %
80 %	0	0 %
100 %	10	91 %

CEQ-scales & special questions

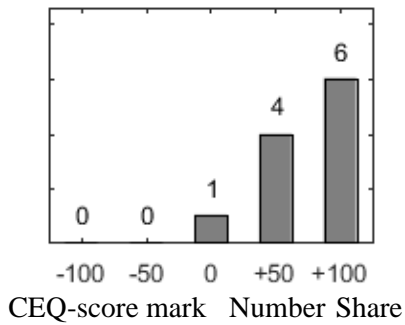
Scale	CEQ-score	StdDev
Good Teaching	+37	43
Clear Goals and Standards	+1	39
Appropriate Assessment	+59	31
Appropriate Workload	-3	42
Generic Skills	+40	22

Special questions

The course seems important for my edu.	+73	52
Overall, I am satisfied with this course	+73	34

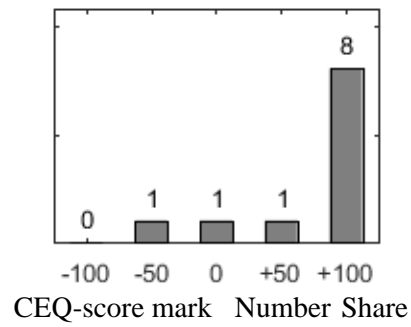


Distribution of the answers from question 26: "Overall, I am satisfied with this course" **Distribution of the answers from question 17: "The course seems important for my education"**



Category	Number	Share
Dissatisfied (<0)	0	0 %
Neutral (0)	1	9 %
Satisfied (>0)	10	91 %
No answer	0	0 %

Mean of CEQ-score	+73
Standard deviation (StdDev)	34



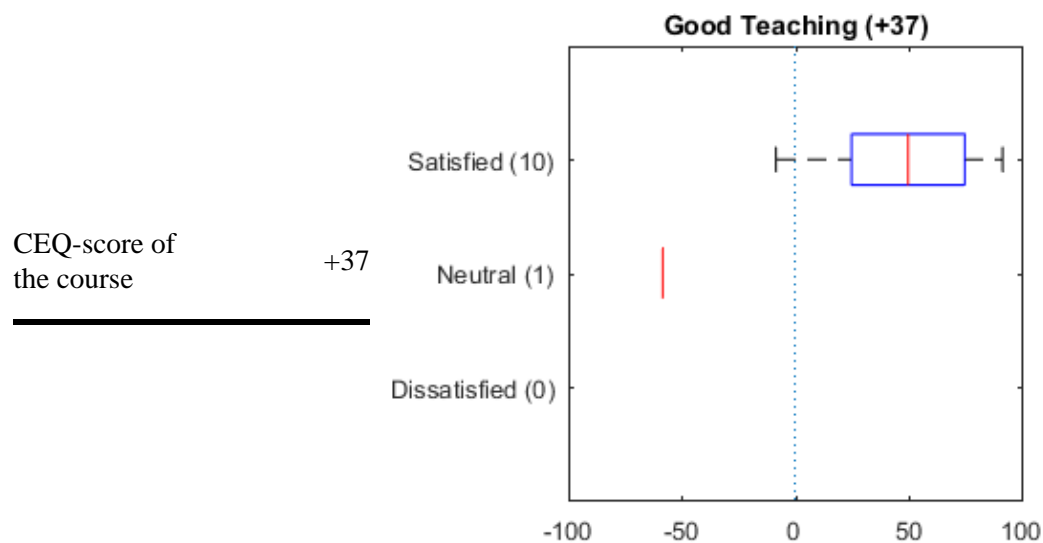
Category	Number	Share
-100	0	0 %
-50	1	9 %
+0	1	9 %
+50	1	9 %
+100	8	73 %

Mean of CEQ-score	+73
Standard deviation (StdDev)	52

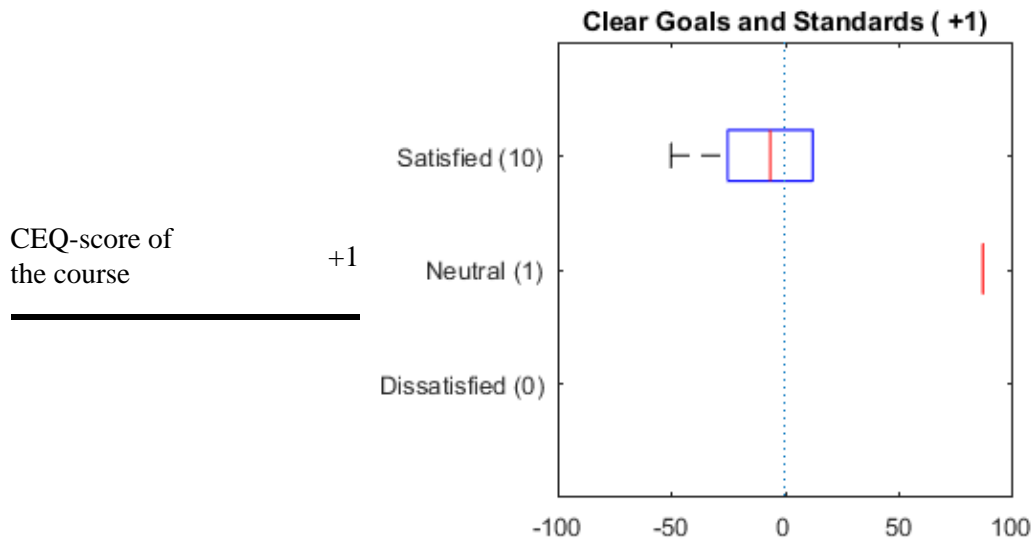
Summary scales divided on satisfaction

Statistical examination has not been done due to at least two groups consist of less than five students

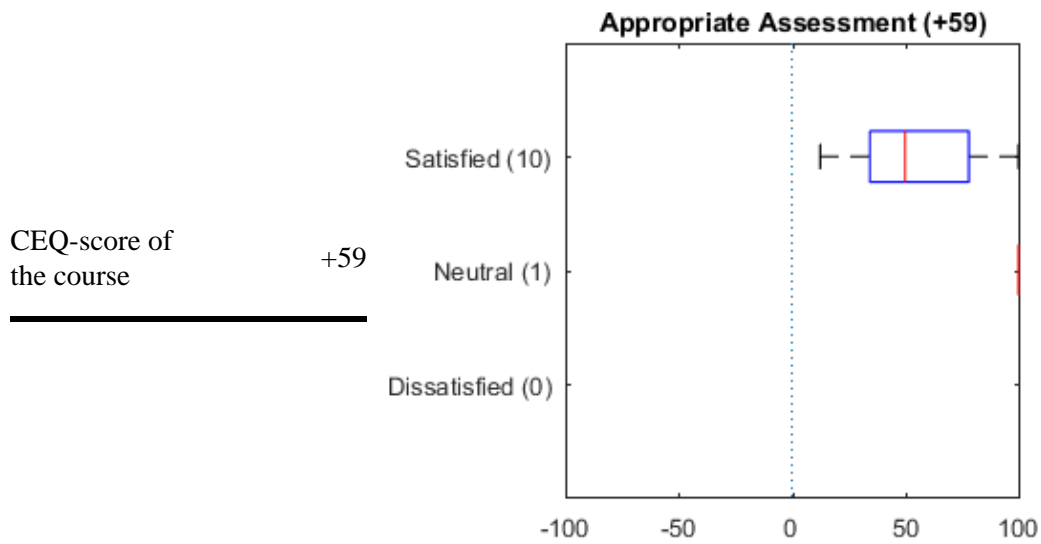
Good Teaching



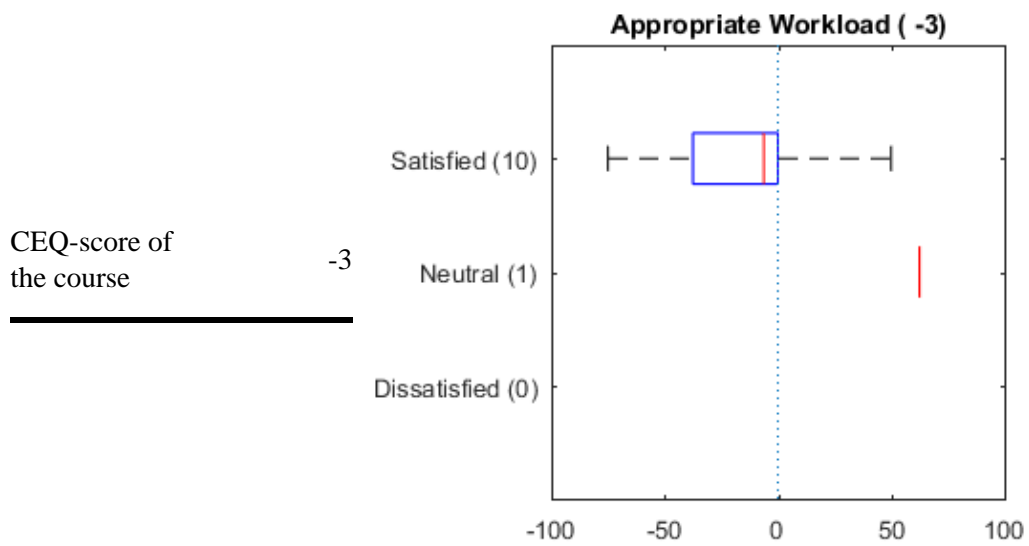
Clear Goals and Standards



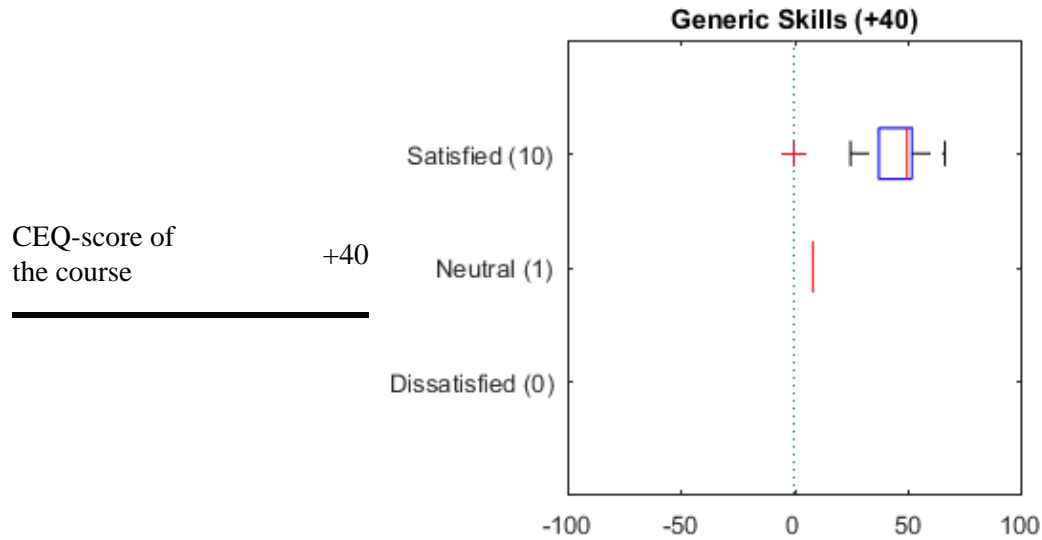
Appropriate Assessment



Appropriate Workload



Generic Skills



Answers to each question

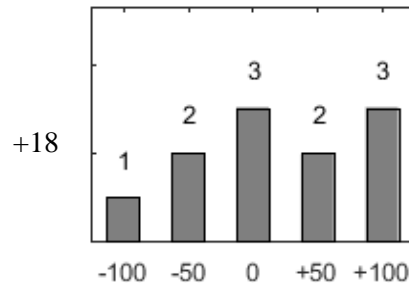
The questions in bold are reverse positive.

Statistical examination between dissatisfied and satisfied has not been done due to at least one of the groups consist of less than five students

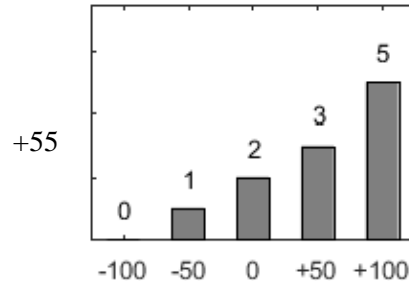
Good Teaching (+37)

Question	CEQ-score	Histogram												
3. The teaching has motivated me to do my best	+59	<table border="1"> <tr><th>Score</th><td>-100</td><td>-50</td><td>0</td><td>+50</td><td>+100</td></tr> <tr><th>Frequency</th><td>0</td><td>0</td><td>2</td><td>5</td><td>4</td></tr> </table>	Score	-100	-50	0	+50	+100	Frequency	0	0	2	5	4
Score	-100	-50	0	+50	+100									
Frequency	0	0	2	5	4									
7. During the course I have received many valuable comments on my achievements	-5	<table border="1"> <tr><th>Score</th><td>-100</td><td>-50</td><td>0</td><td>+50</td><td>+100</td></tr> <tr><th>Frequency</th><td>2</td><td>3</td><td>2</td><td>2</td><td>2</td></tr> </table>	Score	-100	-50	0	+50	+100	Frequency	2	3	2	2	2
Score	-100	-50	0	+50	+100									
Frequency	2	3	2	2	2									
15. The teachers made a real effort to understand the problems and difficulties one might be having in this course	+23	<table border="1"> <tr><th>Score</th><td>-100</td><td>-50</td><td>0</td><td>+50</td><td>+100</td></tr> <tr><th>Frequency</th><td>0</td><td>1</td><td>4</td><td>6</td><td>0</td></tr> </table>	Score	-100	-50	0	+50	+100	Frequency	0	1	4	6	0
Score	-100	-50	0	+50	+100									
Frequency	0	1	4	6	0									

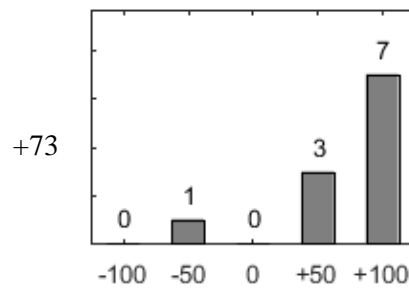
18. The teaching staff normally gave me helpful feedback on the progress of my work



19. My lecturers were extremely good at explaining things



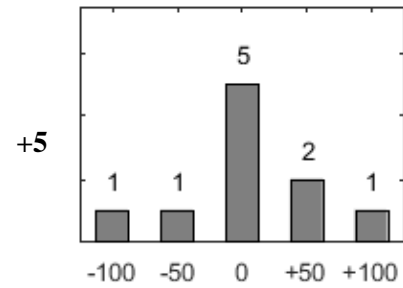
21. The teachers on the course worked hard to make the subject interesting



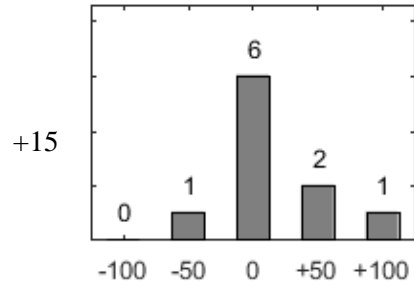
Clear Goals and Standards (+1)

Question	CEQ-score	Histogram												
1. It was easy to know the standard of work expected	+5	<table border="1"> <thead> <tr> <th>Score</th> <th>Count</th> </tr> </thead> <tbody> <tr> <td>-100</td> <td>0</td> </tr> <tr> <td>-50</td> <td>1</td> </tr> <tr> <td>0</td> <td>9</td> </tr> <tr> <td>+50</td> <td>0</td> </tr> <tr> <td>+100</td> <td>1</td> </tr> </tbody> </table>	Score	Count	-100	0	-50	1	0	9	+50	0	+100	1
Score	Count													
-100	0													
-50	1													
0	9													
+50	0													
+100	1													
6. I usually had a clear idea of where I was going and what was expected of me in this course	-5	<table border="1"> <thead> <tr> <th>Score</th> <th>Count</th> </tr> </thead> <tbody> <tr> <td>-100</td> <td>0</td> </tr> <tr> <td>-50</td> <td>4</td> </tr> <tr> <td>0</td> <td>4</td> </tr> <tr> <td>+50</td> <td>3</td> </tr> <tr> <td>+100</td> <td>0</td> </tr> </tbody> </table>	Score	Count	-100	0	-50	4	0	4	+50	3	+100	0
Score	Count													
-100	0													
-50	4													
0	4													
+50	3													
+100	0													

13. It was often hard to discover what was expected of me in this course



25. The teachers made it clear right from the start what they expected from the students



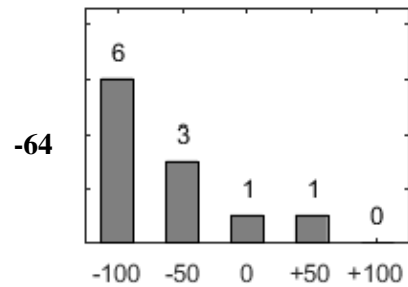
Appropriate Assessment (+59)

Question

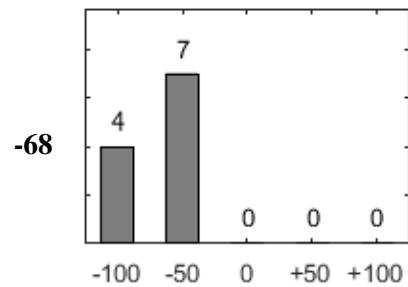
CEQ-score

Histogram

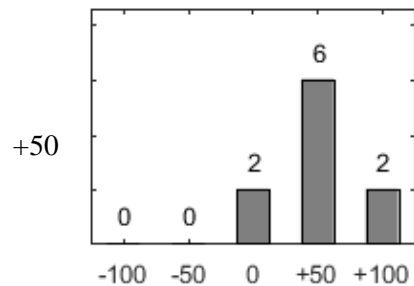
8. To do well in this course all you really needed was a good memory



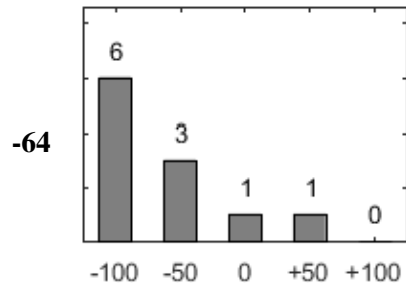
12. The teachers seemed more interested in testing what I had memorised than what I had understood



16. The assessment methods employed in this course required an in-depth understanding of the course content



20. Too much of the assessment was just about facts



Appropriate Workload (-3)

Question	CEQ-score	Histogram												
4. The workload has been much too heavy	+5	<table border="1"> <thead> <tr> <th>Score</th> <th>Count</th> </tr> </thead> <tbody> <tr> <td>-100</td> <td>0</td> </tr> <tr> <td>-50</td> <td>3</td> </tr> <tr> <td>0</td> <td>4</td> </tr> <tr> <td>+50</td> <td>4</td> </tr> <tr> <td>+100</td> <td>0</td> </tr> </tbody> </table>	Score	Count	-100	0	-50	3	0	4	+50	4	+100	0
Score	Count													
-100	0													
-50	3													
0	4													
+50	4													
+100	0													
14. I was generally given enough time to understand the things I had to learn	+5	<table border="1"> <thead> <tr> <th>Score</th> <th>Count</th> </tr> </thead> <tbody> <tr> <td>-100</td> <td>1</td> </tr> <tr> <td>-50</td> <td>2</td> </tr> <tr> <td>0</td> <td>3</td> </tr> <tr> <td>+50</td> <td>5</td> </tr> <tr> <td>+100</td> <td>0</td> </tr> </tbody> </table>	Score	Count	-100	1	-50	2	0	3	+50	5	+100	0
Score	Count													
-100	1													
-50	2													
0	3													
+50	5													
+100	0													
22. There was a lot of pressure on me as a student in this course	+9	<table border="1"> <thead> <tr> <th>Score</th> <th>Count</th> </tr> </thead> <tbody> <tr> <td>-100</td> <td>0</td> </tr> <tr> <td>-50</td> <td>3</td> </tr> <tr> <td>0</td> <td>4</td> </tr> <tr> <td>+50</td> <td>3</td> </tr> <tr> <td>+100</td> <td>1</td> </tr> </tbody> </table>	Score	Count	-100	0	-50	3	0	4	+50	3	+100	1
Score	Count													
-100	0													
-50	3													
0	4													
+50	3													
+100	1													
24. The sheer volume of work in this course made it impossible to comprehend everything thoroughly	+5	<table border="1"> <thead> <tr> <th>Score</th> <th>Count</th> </tr> </thead> <tbody> <tr> <td>-100</td> <td>1</td> </tr> <tr> <td>-50</td> <td>3</td> </tr> <tr> <td>0</td> <td>3</td> </tr> <tr> <td>+50</td> <td>2</td> </tr> <tr> <td>+100</td> <td>2</td> </tr> </tbody> </table>	Score	Count	-100	1	-50	3	0	3	+50	2	+100	2
Score	Count													
-100	1													
-50	3													
0	3													
+50	2													
+100	2													

Generic Skills (+40)

Question	CEQ-score	Histogram												
2. The course has developed my problem-solving skills	+50	<table border="1"> <caption>Data for Histogram 2</caption> <thead> <tr> <th>Score</th> <th>Frequency</th> </tr> </thead> <tbody> <tr><td>-100</td><td>0</td></tr> <tr><td>-50</td><td>0</td></tr> <tr><td>0</td><td>2</td></tr> <tr><td>+50</td><td>7</td></tr> <tr><td>+100</td><td>2</td></tr> </tbody> </table>	Score	Frequency	-100	0	-50	0	0	2	+50	7	+100	2
Score	Frequency													
-100	0													
-50	0													
0	2													
+50	7													
+100	2													
5. The course has sharpened my analytic skills	+55	<table border="1"> <caption>Data for Histogram 5</caption> <thead> <tr> <th>Score</th> <th>Frequency</th> </tr> </thead> <tbody> <tr><td>-100</td><td>0</td></tr> <tr><td>-50</td><td>0</td></tr> <tr><td>0</td><td>2</td></tr> <tr><td>+50</td><td>6</td></tr> <tr><td>+100</td><td>3</td></tr> </tbody> </table>	Score	Frequency	-100	0	-50	0	0	2	+50	6	+100	3
Score	Frequency													
-100	0													
-50	0													
0	2													
+50	6													
+100	3													
9. The course helped me develop my ability to work in a group	+45	<table border="1"> <caption>Data for Histogram 9</caption> <thead> <tr> <th>Score</th> <th>Frequency</th> </tr> </thead> <tbody> <tr><td>-100</td><td>0</td></tr> <tr><td>-50</td><td>1</td></tr> <tr><td>0</td><td>1</td></tr> <tr><td>+50</td><td>6</td></tr> <tr><td>+100</td><td>2</td></tr> </tbody> </table>	Score	Frequency	-100	0	-50	1	0	1	+50	6	+100	2
Score	Frequency													
-100	0													
-50	1													
0	1													
+50	6													
+100	2													
10. The course has made me feel more confident about tackling new and unfamiliar problems	+36	<table border="1"> <caption>Data for Histogram 10</caption> <thead> <tr> <th>Score</th> <th>Frequency</th> </tr> </thead> <tbody> <tr><td>-100</td><td>0</td></tr> <tr><td>-50</td><td>0</td></tr> <tr><td>0</td><td>5</td></tr> <tr><td>+50</td><td>4</td></tr> <tr><td>+100</td><td>2</td></tr> </tbody> </table>	Score	Frequency	-100	0	-50	0	0	5	+50	4	+100	2
Score	Frequency													
-100	0													
-50	0													
0	5													
+50	4													
+100	2													
11. The course has improved my skills in written communication	+23	<table border="1"> <caption>Data for Histogram 11</caption> <thead> <tr> <th>Score</th> <th>Frequency</th> </tr> </thead> <tbody> <tr><td>-100</td><td>0</td></tr> <tr><td>-50</td><td>2</td></tr> <tr><td>0</td><td>2</td></tr> <tr><td>+50</td><td>7</td></tr> <tr><td>+100</td><td>0</td></tr> </tbody> </table>	Score	Frequency	-100	0	-50	2	0	2	+50	7	+100	0
Score	Frequency													
-100	0													
-50	2													
0	2													
+50	7													
+100	0													
23. The course has helped me to develop the ability to plan my work	+32	<table border="1"> <caption>Data for Histogram 23</caption> <thead> <tr> <th>Score</th> <th>Frequency</th> </tr> </thead> <tbody> <tr><td>-100</td><td>0</td></tr> <tr><td>-50</td><td>0</td></tr> <tr><td>0</td><td>4</td></tr> <tr><td>+50</td><td>7</td></tr> <tr><td>+100</td><td>0</td></tr> </tbody> </table>	Score	Frequency	-100	0	-50	0	0	4	+50	7	+100	0
Score	Frequency													
-100	0													
-50	0													
0	4													
+50	7													
+100	0													

Free text answers

The free text answers are pre-reviewed by the students' representatives.

What were the best aspects of the course

Satisfied students

Intressant och rolig kurs överlag.

Väldig intressant kurs som känns även väldigt användbar.

Innehållet och upplägget. Det var väldigt intressant gjort och jag uppskattar verkligen projektarbetet och tiden våra handledare lade ner på oss.

En av de mest spännande kurserna jag läst. Mycket engagerande föreläsningar, och intressant att det hålls så nära nuvarande forskning.

Föreläsarna var mycket duktiga, bra material från Maria

Intressant ämne och kul med så fria projekt.

Neutral students

Many examples :)

Dissatisfied students

What aspects of the course are most in need of improvement?

Satisfied students

Mer föreläsningar tack! Hade även varit kul med lite räkneuppgifter och om ni hade rättat inlämningarna kontinuerligt så man slapp oroa sig fram till sista minuten.

Lite svårt att ge feedback om examinationen då man inte har fått alla betyg än.

Vara tydlig med vad som förväntas och vad exakt som krävs för poäng på uppgifter och projekt. Lite oklart att veta var man befinner sig.

Det hade varit kul med en föreläsning under projektdelen av kursen där ni pratar om er egen forskning, så man får ett mer samlat tillfälle. Det kändes som att det försvann lite nu i allt annat som skulle gås igenom.

Vissa föreläsningssanteckningar från föreläsningar var mycket svårlästa.

Hade uppskattat om föreläsaren var tydligare med Slepian, för trots många försök förstår jag fortfarande inte hur de ska användas.

Hade verkligen uppskattat om kursen också inkluderat ett par räkneseminarium, för praktiska exempel är extremt användbart när man sitter själv och jobbar.

Kanske minska innehållet lite och gå igenom kvarvarande innehåll lite noggrannare.

Neutral students

It would be nice to get a solution to the assignments in addition to the correction

Dissatisfied students