



LUND UNIVERSITY

Faculty of Science

Centre for Mathematical Sciences
Division of Mathematics and Numerical Analysis

Course Analysis for MATM12 Analytic Functions, Autumn 2024

Course Information

Lecturer: Anders Olofsson

Teaching assistants: 0

Number of students:

23 newly registered and 4 re-registered. 4 students answered the course evaluation.

Examination

Oral examination: 20 students passed.

Written examination: 20 students passed.

- Ordinary examination 11/12 2024: 19 students participated and 14 of them passed.

- Resit examination 15/1 2025: 6 students participated and 6 of them passed.

Final grades:

In all, 20 students, including 1 re-registered student, have got their final grade.

7 passed with distinction.

13 passed.

Course Evaluation

Summary of student's answers:

Positive about course content and presentation of such.

Teachers' comments:

Very few answers to course evaluation. Not statistically significant.

Changes from the previous course realisation:

Smaller adjustments. This is not an appropriate place for technical discussion.

Suggestions for the next course realisation:

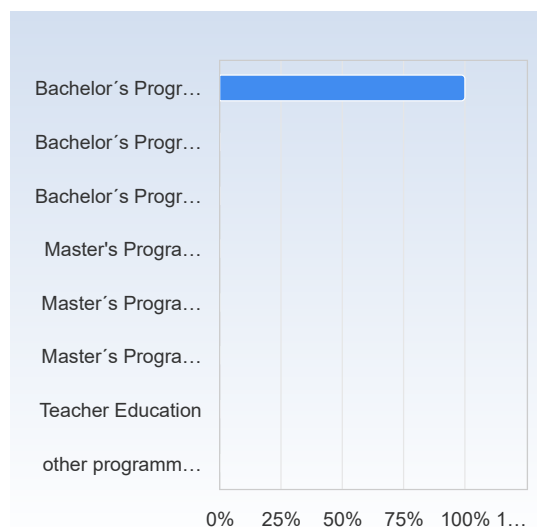
Keep current format. Lack of understanding of finer aspects of differential calculus is an eternal problem. This type of educational problem will hardly be resolved by a cutback on complex analysis.

MATM12HT24 Analytic Functions

Respondents: 27
Answer Count: 4
Answer Frequency: 14.81%

I have studied this course as part of

I have studied this course as part of	Number of responses
Bachelor's Programme in Mathematics	4 (100.0%)
Bachelor's Programme in Physics, Theoretical Physics, Astronomy	0 (0.0%)
Bachelor's Programme, other specialization	0 (0.0%)
Master's Programme in Mathematics	0 (0.0%)
Master's Programme in Mathematical Statistics	0 (0.0%)
Master's Programme, other specialization	0 (0.0%)
Teacher Education	0 (0.0%)
other programme or as stand alone course	0 (0.0%)
Total	4 (100.0%)

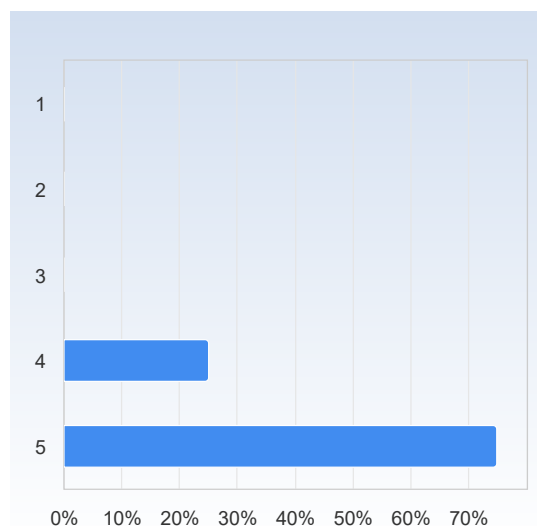


	Mean	Standard Deviation
I have studied this course as part of	1.0	0.0

On the scale 1-5 select the option that best matches your opinion: 1= disagree completely → 3= partly agree → 5= agree completely

2. My prior knowledge has been sufficient to assimilate the contents of this course.

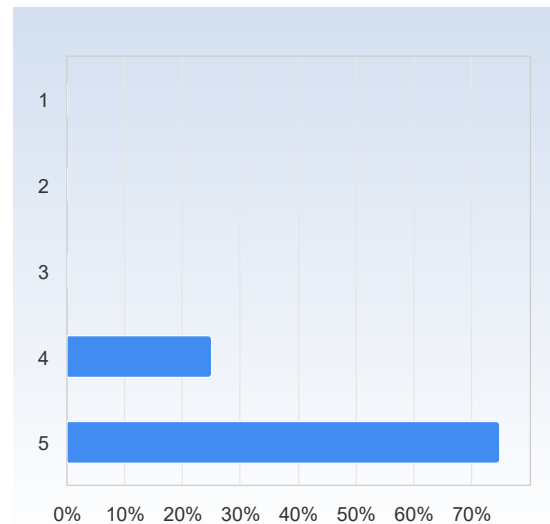
2. My prior knowledge has been sufficient to assimilate the contents of this course.	Number of responses
1	0 (0.0%)
2	0 (0.0%)
3	0 (0.0%)
4	1 (25.0%)
5	3 (75.0%)
Total	4 (100.0%)



	Mean	Standard Deviation
2. My prior knowledge has been sufficient to assimilate the contents of this course.	4.8	0.5

3. I have participated actively in the course.

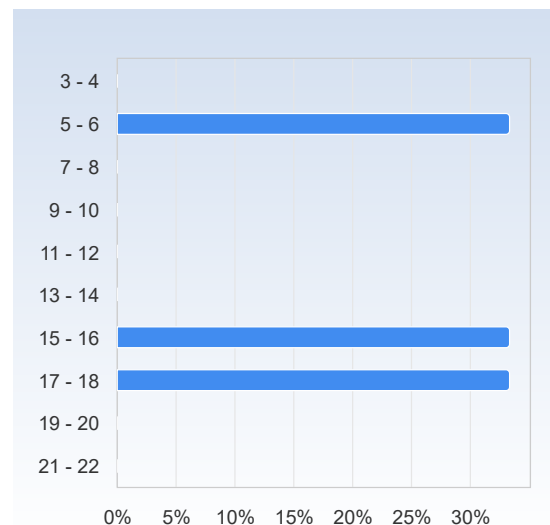
3. I have participated actively in the course.	Number of responses
1	0 (0.0%)
2	0 (0.0%)
3	0 (0.0%)
4	1 (25.0%)
5	3 (75.0%)
Total	4 (100.0%)



	Mean	Standard Deviation
3. I have participated actively in the course.	4.8	0.5

Average number of hours spent in total on the course per week (including scheduled activities):

Average number of hours spent in total on the course per week (including scheduled activities):	Number of responses
3 - 4	0 (0.0%)
5 - 6	1 (33.3%)
7 - 8	0 (0.0%)
9 - 10	0 (0.0%)
11 - 12	0 (0.0%)
13 - 14	0 (0.0%)
15 - 16	1 (33.3%)
17 - 18	1 (33.3%)
19 - 20	0 (0.0%)
21 - 22	0 (0.0%)
Total	3 (100.0%)



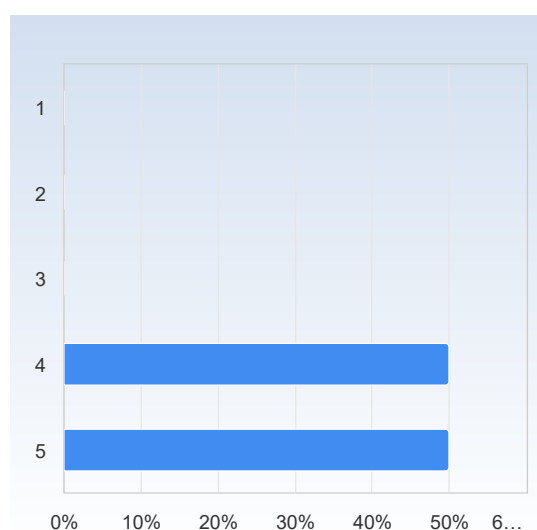
	Mean	Standard Deviation
Average number of hours spent in total on the course per week (including scheduled activities):	13.0	6.2

The course in general

On the scale 1-5 select the option that best matches your opinion: 1= disagree completely → 3= partly agree → 5= agree completely

The way the course was taught and organised suited me.

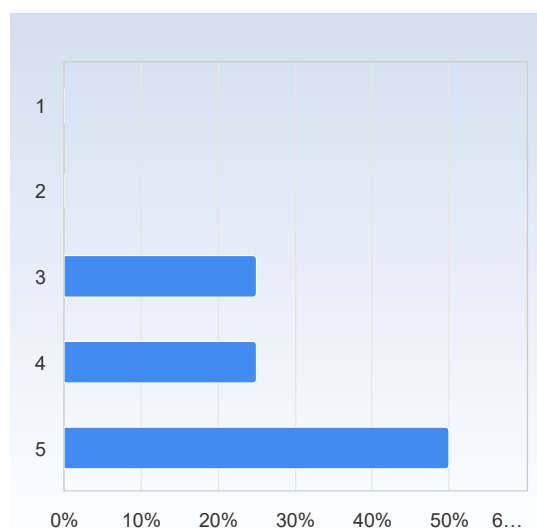
The way the course was taught and organised suited me.	Number of responses
1	0 (0.0%)
2	0 (0.0%)
3	0 (0.0%)
4	2 (50.0%)
5	2 (50.0%)
Total	4 (100.0%)



	Mean	Standard Deviation
The way the course was taught and organised suited me.	4.5	0.6

The number of teacher lead activities (lectures, seminars etc.) has been satisfactory.

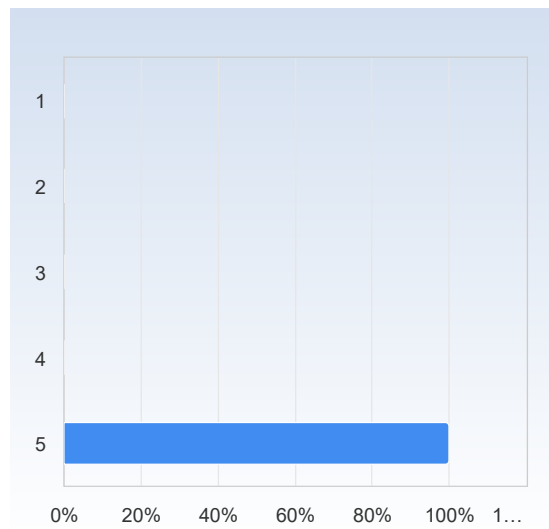
The number of teacher lead activities (lectures, seminars etc.) has been satisfactory.	Number of responses
1	0 (0.0%)
2	0 (0.0%)
3	1 (25.0%)
4	1 (25.0%)
5	2 (50.0%)
Total	4 (100.0%)



	Mean	Standard Deviation
The number of teacher lead activities (lectures, seminars etc.) has been satisfactory.	4.2	1.0

The lectures were valuable for my learning.

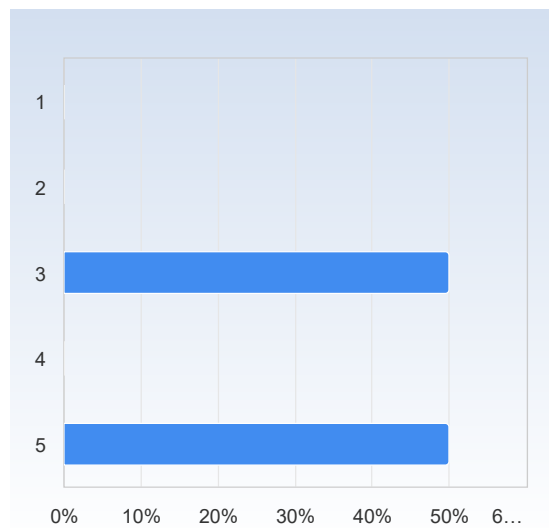
The lectures were valuable for my learning.	Number of responses
1	0 (0.0%)
2	0 (0.0%)
3	0 (0.0%)
4	0 (0.0%)
5	4 (100.0%)
Total	4 (100.0%)



	Mean	Standard Deviation
The lectures were valuable for my learning.	5.0	0.0

The seminars were valuable for my learning.

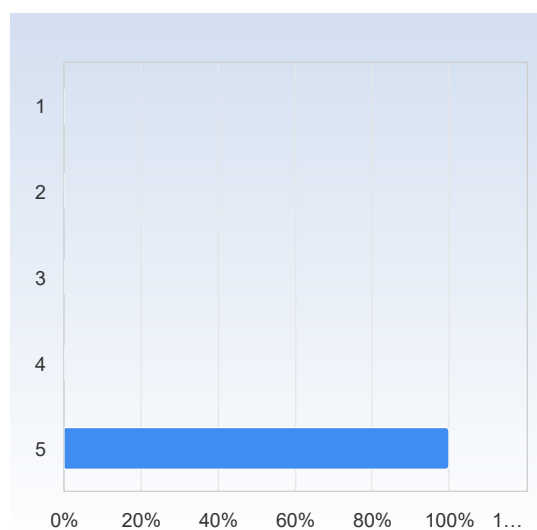
The seminars were valuable for my learning.	Number of responses
1	0 (0.0%)
2	0 (0.0%)
3	2 (50.0%)
4	0 (0.0%)
5	2 (50.0%)
Total	4 (100.0%)



	Mean	Standard Deviation
The seminars were valuable for my learning.	4.0	1.2

Studying on my own was valuable for my learning.

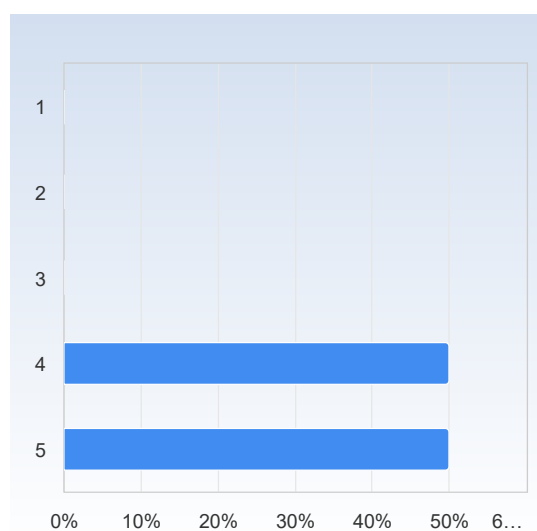
Studying on my own was valuable for my learning.	Number of responses
1	0 (0.0%)
2	0 (0.0%)
3	0 (0.0%)
4	0 (0.0%)
5	4 (100.0%)
Total	4 (100.0%)



	Mean	Standard Deviation
Studying on my own was valuable for my learning.	5.0	0.0

The course literature/material was a valuable learning resource.

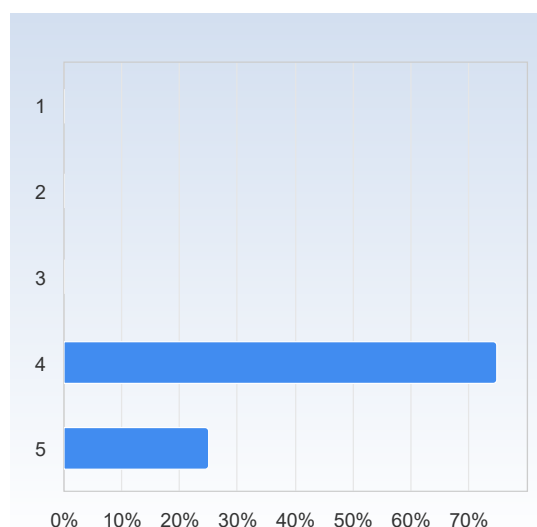
The course literature/material was a valuable learning resource.	Number of responses
1	0 (0.0%)
2	0 (0.0%)
3	0 (0.0%)
4	2 (50.0%)
5	2 (50.0%)
Total	4 (100.0%)



	Mean	Standard Deviation
The course literature/material was a valuable learning resource.	4.5	0.6

The information I received before the course start was satisfactory.

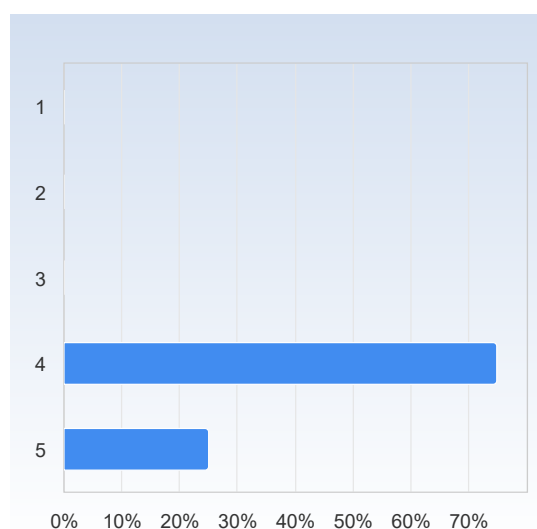
The information I received before the course start was satisfactory.	Number of responses
1	0 (0.0%)
2	0 (0.0%)
3	0 (0.0%)
4	3 (75.0%)
5	1 (25.0%)
Total	4 (100.0%)



	Mean	Standard Deviation
The information I received before the course start was satisfactory.	4.2	0.5

The communication with the teaching staff during the course was good.

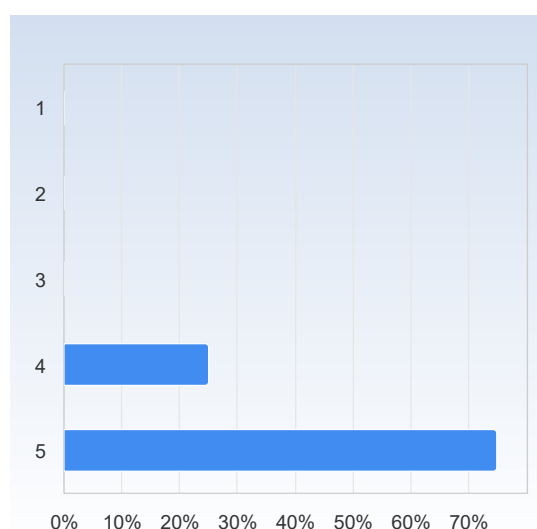
The communication with the teaching staff during the course was good.	Number of responses
1	0 (0.0%)
2	0 (0.0%)
3	0 (0.0%)
4	3 (75.0%)
5	1 (25.0%)
Total	4 (100.0%)



	Mean	Standard Deviation
The communication with the teaching staff during the course was good.	4.2	0.5

It was clear throughout the course what was expected of me.

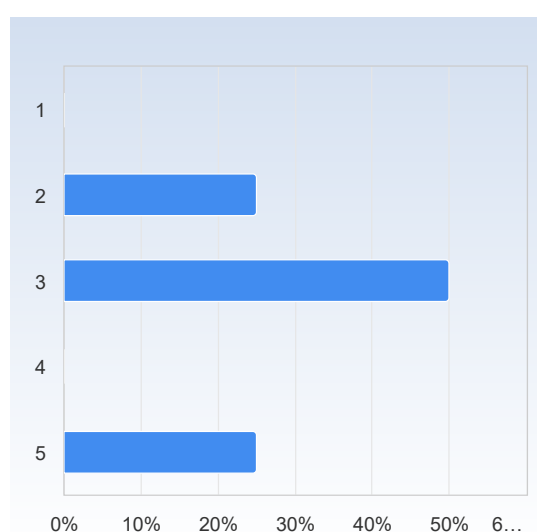
It was clear throughout the course what was expected of me.	Number of responses
1	0 (0.0%)
2	0 (0.0%)
3	0 (0.0%)
4	1 (25.0%)
5	3 (75.0%)
Total	4 (100.0%)



	Mean	Standard Deviation
It was clear throughout the course what was expected of me.	4.8	0.5

I have received valuable feedback from my teacher/teachers during the course.

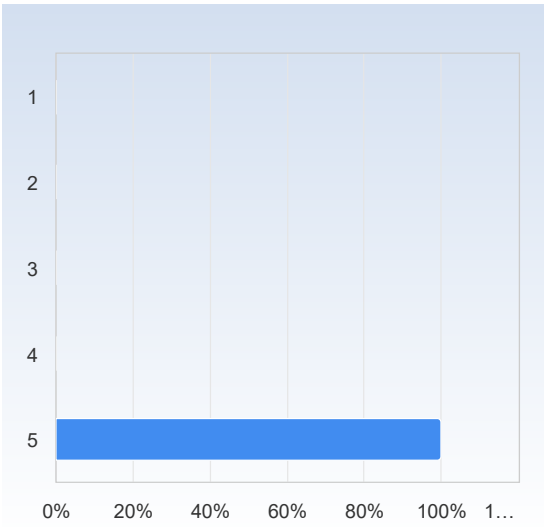
I have received valuable feedback from my teacher /teachers during the course.	Number of responses
1	0 (0.0%)
2	1 (25.0%)
3	2 (50.0%)
4	0 (0.0%)
5	1 (25.0%)
Total	4 (100.0%)



	Mean	Standard Deviation
I have received valuable feedback from my teacher/teachers during the course.	3.2	1.3

The course had a reasonable workload.

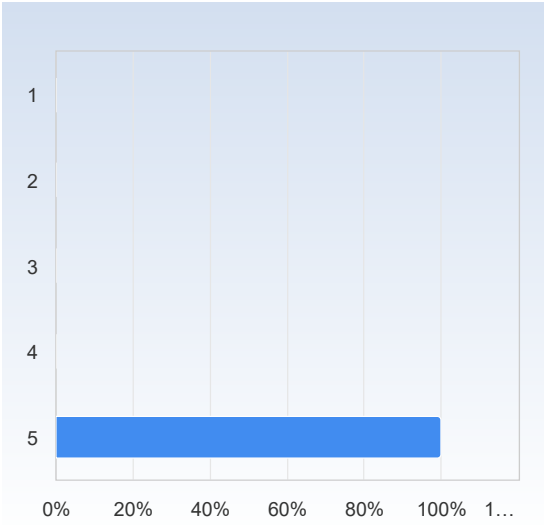
The course had a reasonable workload.	Number of responses
1	0 (0.0%)
2	0 (0.0%)
3	0 (0.0%)
4	0 (0.0%)
5	4 (100.0%)
Total	4 (100.0%)



	Mean	Standard Deviation
The course had a reasonable workload.	5.0	0.0

The workload was evenly distributed throughout the course.

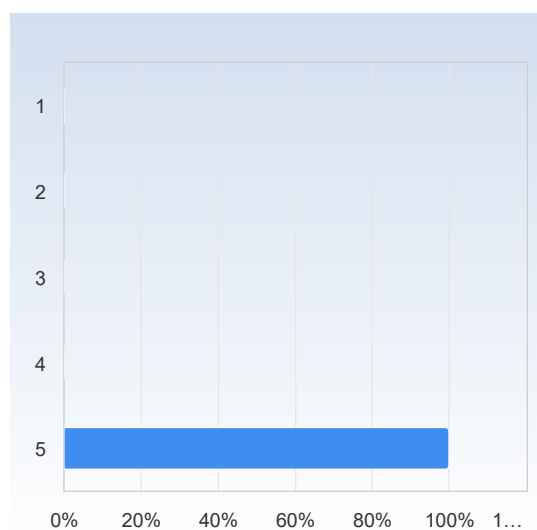
The workload was evenly distributed throughout the course.	Number of responses
1	0 (0.0%)
2	0 (0.0%)
3	0 (0.0%)
4	0 (0.0%)
5	4 (100.0%)
Total	4 (100.0%)



	Mean	Standard Deviation
The workload was evenly distributed throughout the course.	5.0	0.0

The examination matched the contents and level of the course.

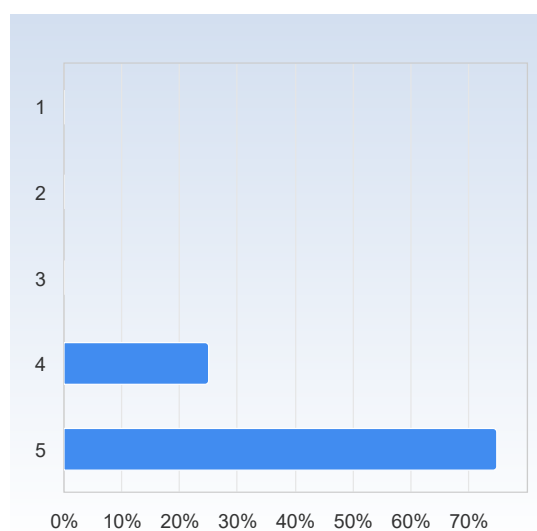
The examination matched the contents and level of the course.	Number of responses
1	0 (0.0%)
2	0 (0.0%)
3	0 (0.0%)
4	0 (0.0%)
5	4 (100.0%)
Total	4 (100.0%)



	Mean	Standard Deviation
The examination matched the contents and level of the course.	5.0	0.0

Overall, I am satisfied with the course.

Overall, I am satisfied with the course.	Number of responses
1	0 (0.0%)
2	0 (0.0%)
3	0 (0.0%)
4	1 (25.0%)
5	3 (75.0%)
Total	4 (100.0%)



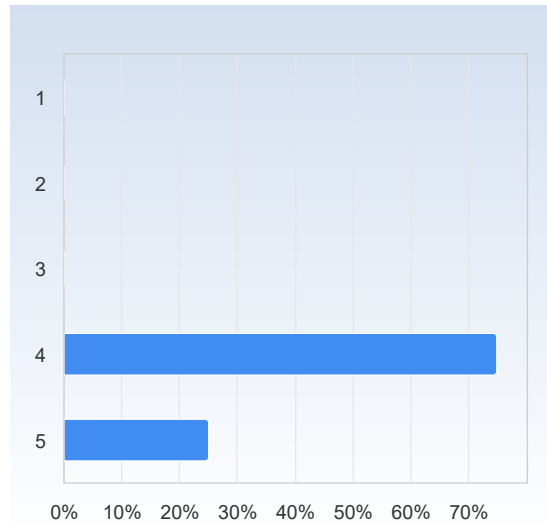
	Mean	Standard Deviation
Overall, I am satisfied with the course.	4.8	0.5

On the development of generic skills

On a scale 1-5 select the option that best matches your opinion: 1= disagree completely → 3= partly agree → 5= agree completely

The course has increased my ability to read a mathematical text.

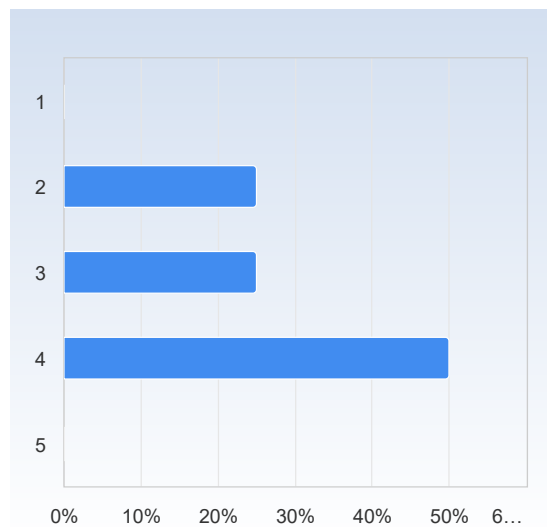
The course has increased my ability to read a mathematical text.	Number of responses
1	0 (0.0%)
2	0 (0.0%)
3	0 (0.0%)
4	3 (75.0%)
5	1 (25.0%)
Total	4 (100.0%)



	Mean	Standard Deviation
The course has increased my ability to read a mathematical text.	4.2	0.5

The course has increased my ability to communicate the subject in writing.

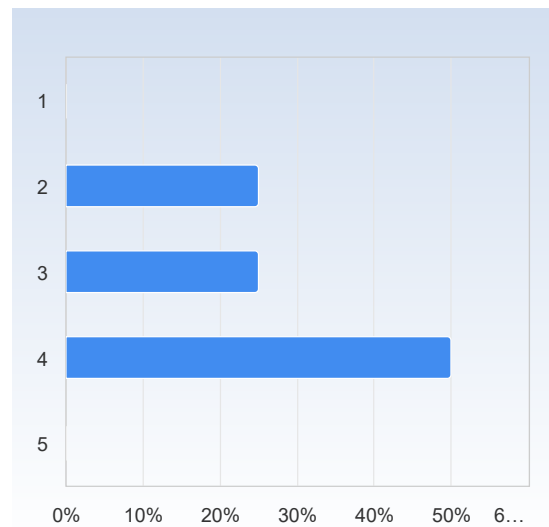
The course has increased my ability to communicate the subject in writing.	Number of responses
1	0 (0.0%)
2	1 (25.0%)
3	1 (25.0%)
4	2 (50.0%)
5	0 (0.0%)
Total	4 (100.0%)



	Mean	Standard Deviation
The course has increased my ability to communicate the subject in writing.	3.2	1.0

The course has increased my ability to communicate the subject orally.

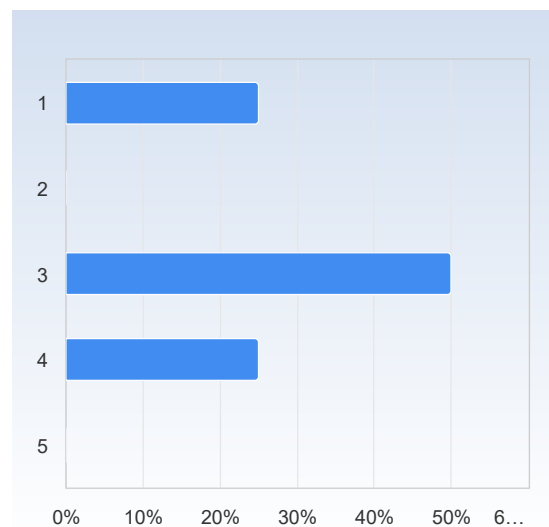
The course has increased my ability to communicate the subject orally.	Number of responses
1	0 (0.0%)
2	1 (25.0%)
3	1 (25.0%)
4	2 (50.0%)
5	0 (0.0%)
Total	4 (100.0%)



	Mean	Standard Deviation
The course has increased my ability to communicate the subject orally.	3.2	1.0

The course has increased my ability to cooperate.

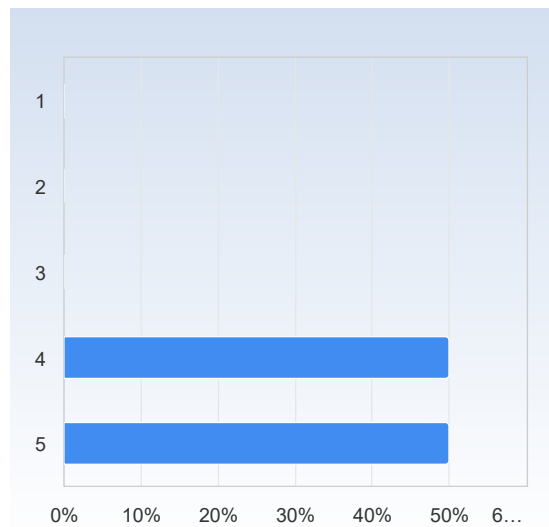
The course has increased my ability to cooperate.	Number of responses
1	1 (25.0%)
2	0 (0.0%)
3	2 (50.0%)
4	1 (25.0%)
5	0 (0.0%)
Total	4 (100.0%)



	Mean	Standard Deviation
The course has increased my ability to cooperate.	2.8	1.3

The course has increased my ability to search and process information.

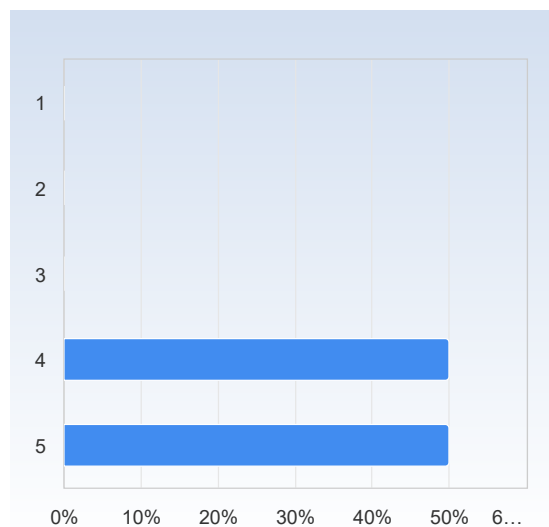
The course has increased my ability to search and process information.	Number of responses
1	0 (0.0%)
2	0 (0.0%)
3	0 (0.0%)
4	2 (50.0%)
5	2 (50.0%)
Total	4 (100.0%)



	Mean	Standard Deviation
The course has increased my ability to search and process information.	4.5	0.6

The course has increased my ability to analyze and solve problems.

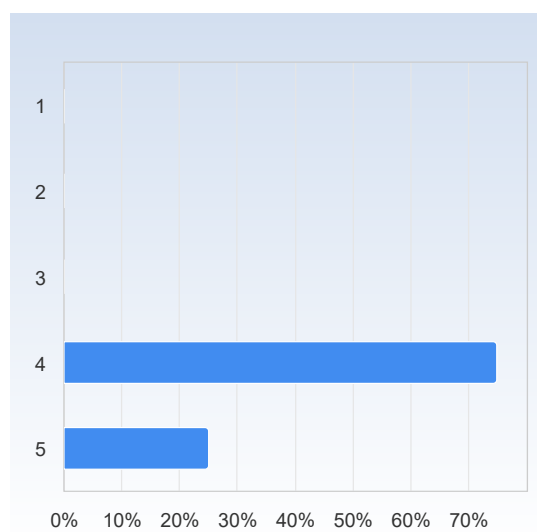
The course has increased my ability to analyze and solve problems.	Number of responses
1	0 (0.0%)
2	0 (0.0%)
3	0 (0.0%)
4	2 (50.0%)
5	2 (50.0%)
Total	4 (100.0%)



	Mean	Standard Deviation
The course has increased my ability to analyze and solve problems.	4.5	0.6

As a result of this course, I feel confident about tackling unfamiliar problems.

As a result of this course, I feel confident about tackling unfamiliar problems.	Number of responses
1	0 (0.0%)
2	0 (0.0%)
3	0 (0.0%)
4	3 (75.0%)
5	1 (25.0%)
Total	4 (100.0%)



	Mean	Standard Deviation
As a result of this course, I feel confident about tackling unfamiliar problems.	4.2	0.5