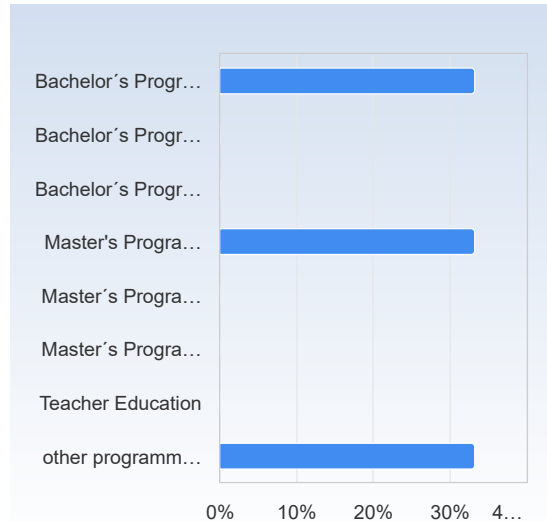


MATM46HT24 Representation Theory

Respondents: 22
Answer Count: 3
Answer Frequency: 13.64%

I have studied this course as part of

I have studied this course as part of	Number of responses
Bachelor's Programme in Mathematics	1 (33.3%)
Bachelor's Programme in Physics, Theoretical Physics, Astronomy	0 (0.0%)
Bachelor's Programme, other specialization	0 (0.0%)
Master's Programme in Mathematics	1 (33.3%)
Master's Programme in Mathematical Statistics	0 (0.0%)
Master's Programme, other specialization	0 (0.0%)
Teacher Education	0 (0.0%)
other programme or as stand alone course	1 (33.3%)
Total	3 (100.0%)

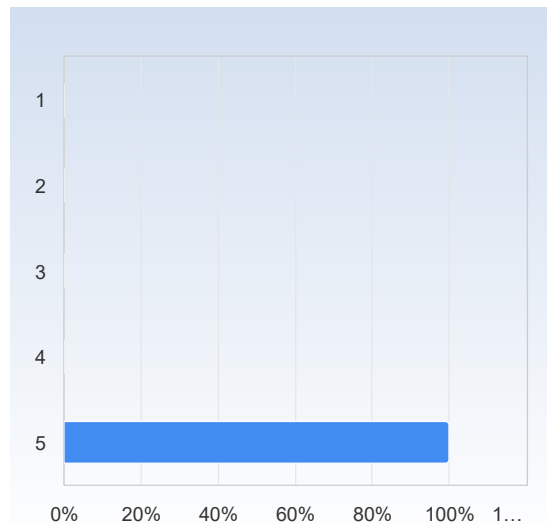


	Mean	Standard Deviation
I have studied this course as part of	4.3	3.5

On the scale 1-5 select the option that best matches your opinion: 1= disagree completely → 3= partly agree → 5= agree completely

2. My prior knowledge has been sufficient to assimilate the contents of this course.

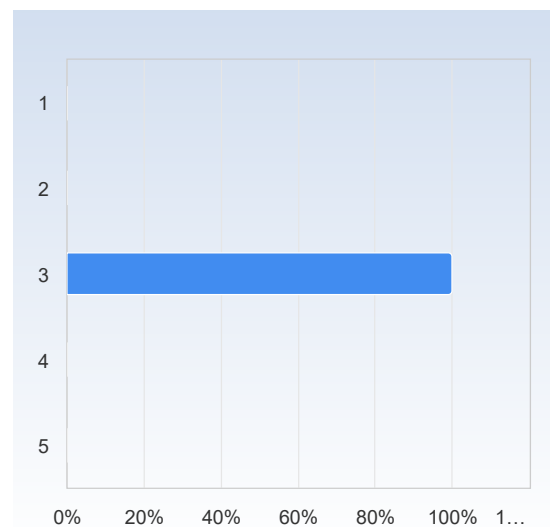
2. My prior knowledge has been sufficient to assimilate the contents of this course.	Number of responses
1	0 (0.0%)
2	0 (0.0%)
3	0 (0.0%)
4	0 (0.0%)
5	3 (100.0%)
Total	3 (100.0%)



	Mean	Standard Deviation
2. My prior knowledge has been sufficient to assimilate the contents of this course.	5.0	0.0

3. I have participated actively in the course.

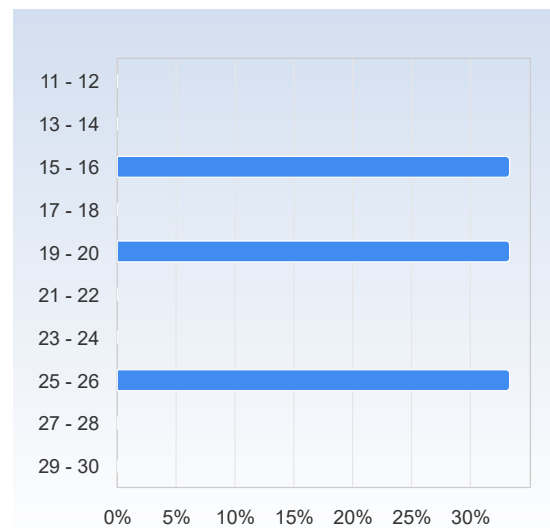
3. I have participated actively in the course.	Number of responses
1	0 (0.0%)
2	0 (0.0%)
3	3 (100.0%)
4	0 (0.0%)
5	0 (0.0%)
Total	3 (100.0%)



	Mean	Standard Deviation
3. I have participated actively in the course.	3.0	0.0

Average number of hours spent in total on the course per week (including scheduled activities):

Average number of hours spent in total on the course per week (including scheduled activities):	Number of responses
11 - 12	0 (0.0%)
13 - 14	0 (0.0%)
15 - 16	1 (33.3%)
17 - 18	0 (0.0%)
19 - 20	1 (33.3%)
21 - 22	0 (0.0%)
23 - 24	0 (0.0%)
25 - 26	1 (33.3%)
27 - 28	0 (0.0%)
29 - 30	0 (0.0%)
Total	3 (100.0%)



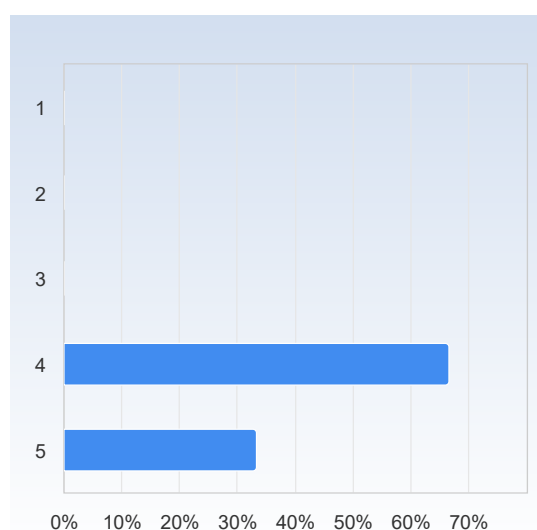
	Mean	Standard Deviation
Average number of hours spent in total on the course per week (including scheduled activities):	20.0	5.0

The course in general

On the scale 1-5 select the option that best matches your opinion: 1= disagree completely → 3= partly agree → 5= agree completely

The way the course was taught and organised suited me.

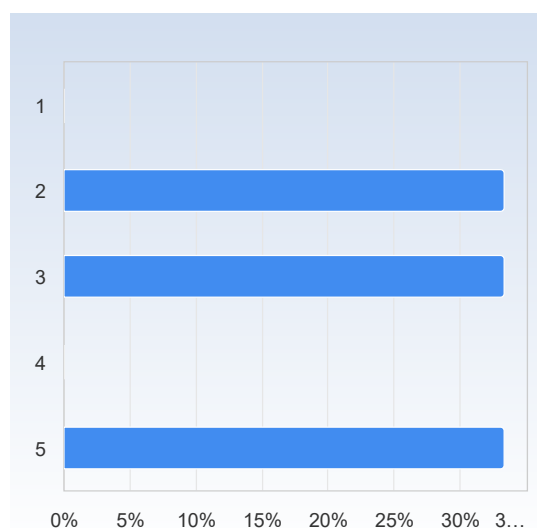
The way the course was taught and organised suited me.	Number of responses
1	0 (0.0%)
2	0 (0.0%)
3	0 (0.0%)
4	2 (66.7%)
5	1 (33.3%)
Total	3 (100.0%)



	Mean	Standard Deviation
The way the course was taught and organised suited me.	4.3	0.6

The number of teacher lead activities (lectures, seminars etc.) has been satisfactory.

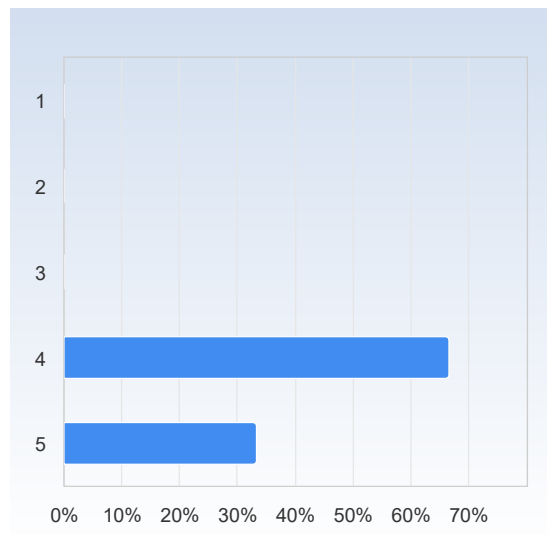
The number of teacher lead activities (lectures, seminars etc.) has been satisfactory.	Number of responses
1	0 (0.0%)
2	1 (33.3%)
3	1 (33.3%)
4	0 (0.0%)
5	1 (33.3%)
Total	3 (100.0%)



	Mean	Standard Deviation
The number of teacher lead activities (lectures, seminars etc.) has been satisfactory.	3.3	1.5

The lectures were valuable for my learning.

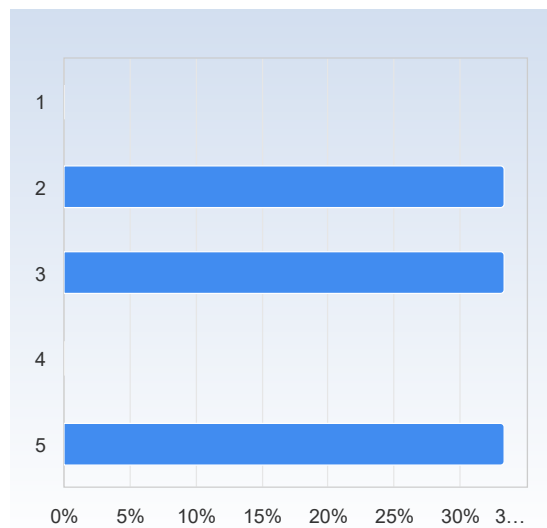
The lectures were valuable for my learning.	Number of responses
1	0 (0.0%)
2	0 (0.0%)
3	0 (0.0%)
4	2 (66.7%)
5	1 (33.3%)
Total	3 (100.0%)



	Mean	Standard Deviation
The lectures were valuable for my learning.	4.3	0.6

The seminars were valuable for my learning.

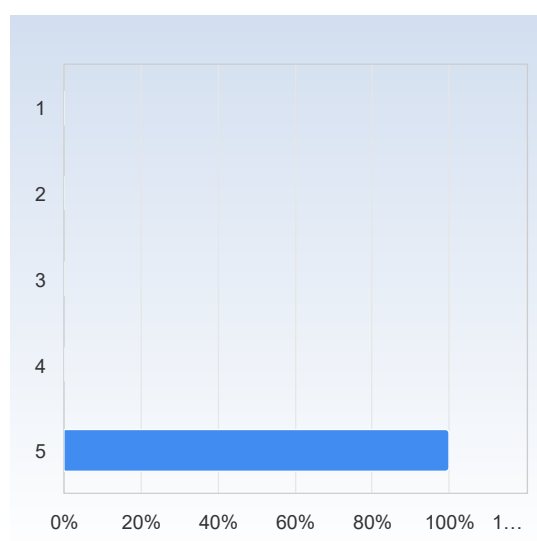
The seminars were valuable for my learning.	Number of responses
1	0 (0.0%)
2	1 (33.3%)
3	1 (33.3%)
4	0 (0.0%)
5	1 (33.3%)
Total	3 (100.0%)



	Mean	Standard Deviation
The seminars were valuable for my learning.	3.3	1.5

Studying on my own was valuable for my learning.

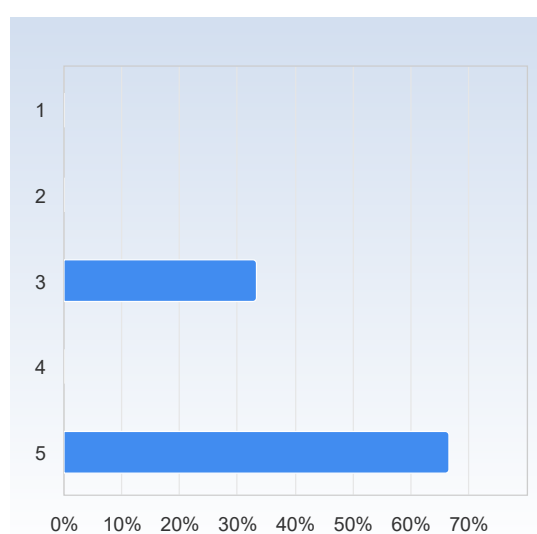
Studying on my own was valuable for my learning.	Number of responses
1	0 (0.0%)
2	0 (0.0%)
3	0 (0.0%)
4	0 (0.0%)
5	3 (100.0%)
Total	3 (100.0%)



	Mean	Standard Deviation
Studying on my own was valuable for my learning.	5.0	0.0

The course literature/material was a valuable learning resource.

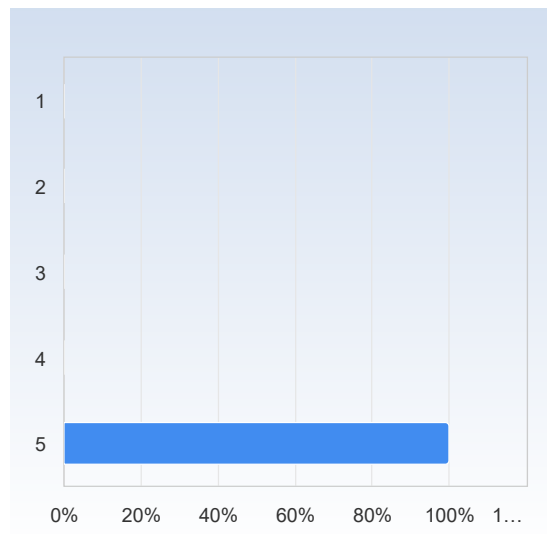
The course literature/material was a valuable learning resource.	Number of responses
1	0 (0.0%)
2	0 (0.0%)
3	1 (33.3%)
4	0 (0.0%)
5	2 (66.7%)
Total	3 (100.0%)



	Mean	Standard Deviation
The course literature/material was a valuable learning resource.	4.3	1.2

The information I received before the course start was satisfactory.

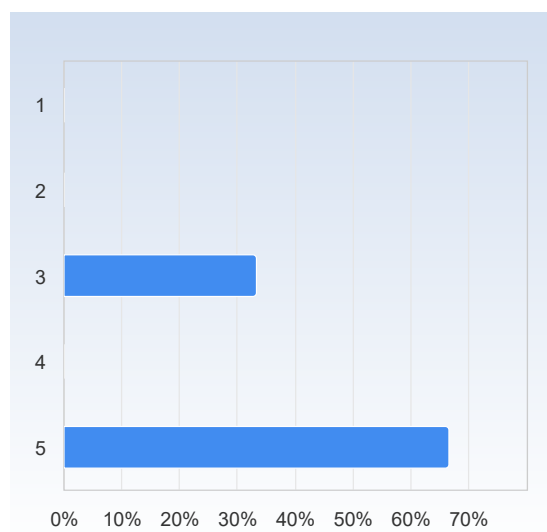
The information I received before the course start was satisfactory.	Number of responses
1	0 (0.0%)
2	0 (0.0%)
3	0 (0.0%)
4	0 (0.0%)
5	3 (100.0%)
Total	3 (100.0%)



	Mean	Standard Deviation
The information I received before the course start was satisfactory.	5.0	0.0

The communication with the teaching staff during the course was good.

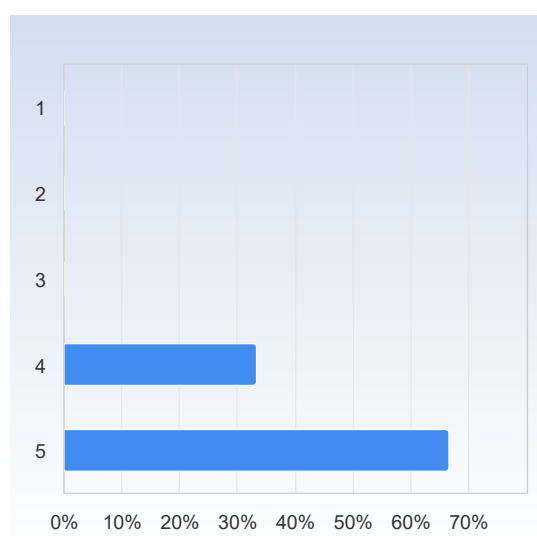
The communication with the teaching staff during the course was good.	Number of responses
1	0 (0.0%)
2	0 (0.0%)
3	1 (33.3%)
4	0 (0.0%)
5	2 (66.7%)
Total	3 (100.0%)



	Mean	Standard Deviation
The communication with the teaching staff during the course was good.	4.3	1.2

It was clear throughout the course what was expected of me.

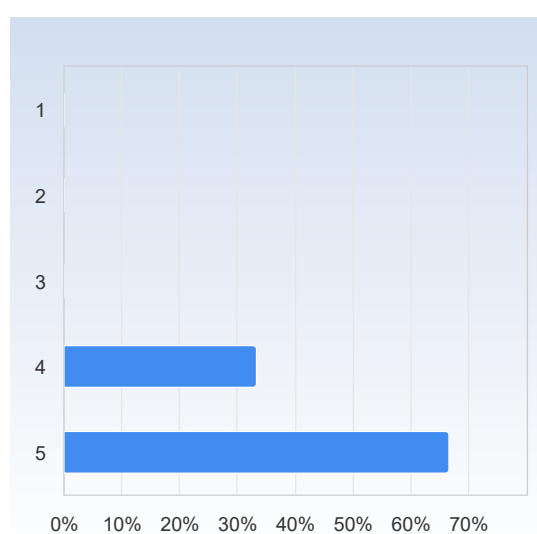
It was clear throughout the course what was expected of me.	Number of responses
1	0 (0.0%)
2	0 (0.0%)
3	0 (0.0%)
4	1 (33.3%)
5	2 (66.7%)
Total	3 (100.0%)



	Mean	Standard Deviation
It was clear throughout the course what was expected of me.	4.7	0.6

I have received valuable feedback from my teacher/teachers during the course.

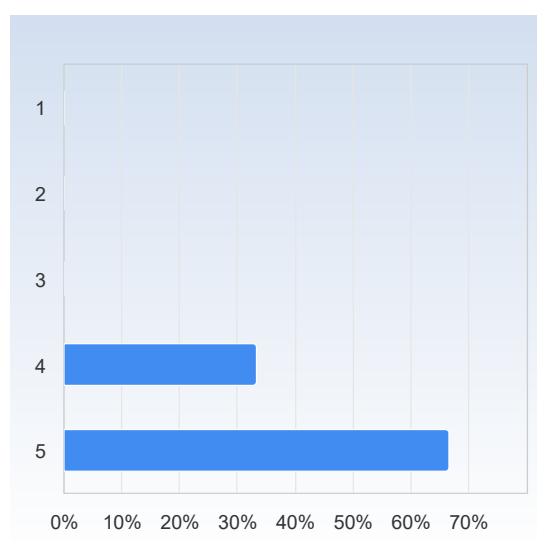
I have received valuable feedback from my teacher /teachers during the course.	Number of responses
1	0 (0.0%)
2	0 (0.0%)
3	0 (0.0%)
4	1 (33.3%)
5	2 (66.7%)
Total	3 (100.0%)



	Mean	Standard Deviation
I have received valuable feedback from my teacher/teachers during the course.	4.7	0.6

The course had a reasonable workload.

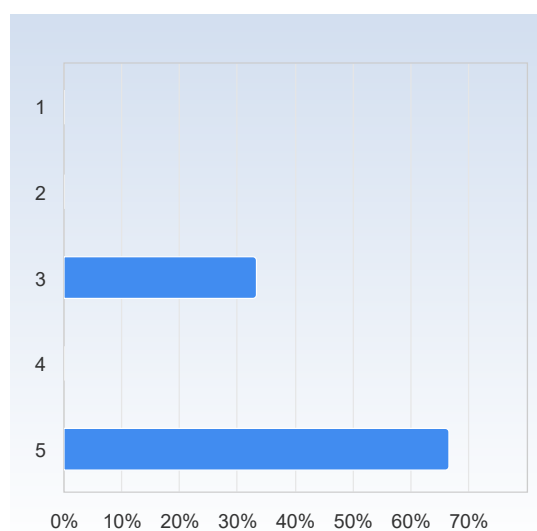
The course had a reasonable workload.	Number of responses
1	0 (0.0%)
2	0 (0.0%)
3	0 (0.0%)
4	1 (33.3%)
5	2 (66.7%)
Total	3 (100.0%)



	Mean	Standard Deviation
The course had a reasonable workload.	4.7	0.6

The workload was evenly distributed throughout the course.

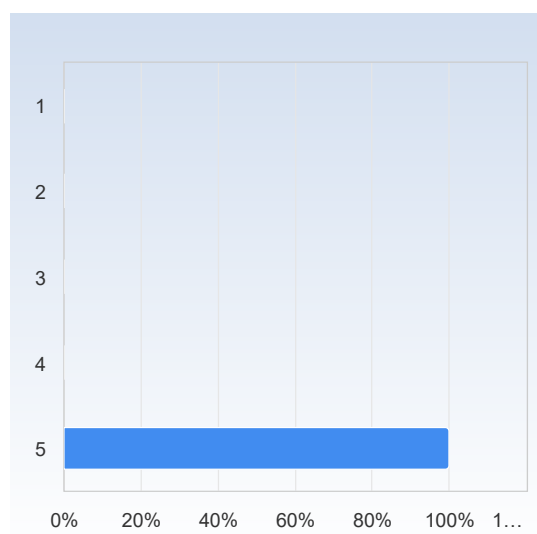
The workload was evenly distributed throughout the course.	Number of responses
1	0 (0.0%)
2	0 (0.0%)
3	1 (33.3%)
4	0 (0.0%)
5	2 (66.7%)
Total	3 (100.0%)



	Mean	Standard Deviation
The workload was evenly distributed throughout the course.	4.3	1.2

The examination matched the contents and level of the course.

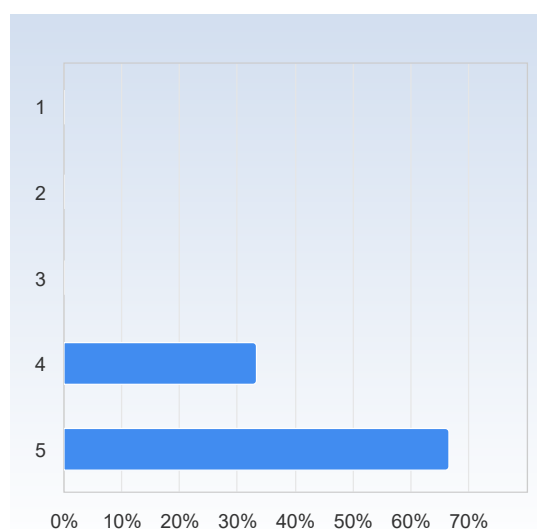
The examination matched the contents and level of the course.	Number of responses
1	0 (0.0%)
2	0 (0.0%)
3	0 (0.0%)
4	0 (0.0%)
5	3 (100.0%)
Total	3 (100.0%)



	Mean	Standard Deviation
The examination matched the contents and level of the course.	5.0	0.0

Overall, I am satisfied with the course.

Overall, I am satisfied with the course.	Number of responses
1	0 (0.0%)
2	0 (0.0%)
3	0 (0.0%)
4	1 (33.3%)
5	2 (66.7%)
Total	3 (100.0%)



	Mean	Standard Deviation
Overall, I am satisfied with the course.	4.7	0.6

What did you appreciate most with the course?

What did you appreciate most with the course?
The way the lectures with accompanying lecture notes gave structure to the course
The lecture notes
I appreciated that it was a new course with interesting content.

What do you think should be improved?

What do you think should be improved?
I felt that the course was too slow at the start and a bit too fast at the end.
I believe the seminar should be longer as they were not long enough to solve what was planned for each session and that solutions to the exercises should be given through canvas, it is hard to connect with the other students and therefore hard to get back on track if you missed a seminar

Have you during this course experienced course literature, staff or teaching methods to be discriminatory in any way (gender, ethnicity, etc.)?

Have you during this course experienced course literature, staff or teaching methods to be discriminatory in any way (gender, ethnicity, etc.)?

No

no



LUND UNIVERSITY
Faculty of Science

Centre for Mathematical Sciences
Division of Mathematics and Numerical Analysis

Course Analysis for MATM46 Representation Theory, Autumn 2024

Course Information

Lecturer: Anitha Thillaisundaram

Teaching assistants: Jorge Farina-Asategui

Number of students:

9 newly registered and 3 re-registered.

3 students answered the course evaluation, 1 of them are enrolled on programme name.

Examination

Oral examination: 11 students passed.

Written examination: 11 students passed.

- Ordinary examination 17/12 2024: 10 students participated and 9 of them passed.
- Resit examination 14/01 2025: 3 students participated and 2 of them passed.

Final grades:

In all, 11 students, including 2 re-registered students, have got their final grade.

7 passed with distinction.

Course Evaluation

Summary of student's answers:

See above.

Teachers' comments:

This course was given jointly for science (Bachelor and Master) students. The lectures and seminars were held on campus. The lecture notes were uploaded on Canvas. For each seminar, a given sheet of exercises were to be discussed. The participation in the lectures and seminars were good. The examination was carried out on campus.

Changes from the previous course realisation:

This is the first time the course has been given.

Suggestions for the next course realisation:

More lectures will be assigned for the course next time, so things can be paced better. More time could be allocated for the seminars if need be.